



## Tourism Release No.70



**TOURISM STATISTICAL RELEASE**

**OCTOBER - 2022**

## TOURISM STATISTICS

Zanzibar recorded **57,547** international visitors in October 2022 which is an increase of **80.8** percent compared with **31,826** visitors recorded in October 2021 and increased by **24.2** percent compared with **46,338** visitors recorded in the preceding month (September 2022).

Tourists from Europe continued to dominate the market by accounting three quarters (**75.7** percent) of the total visitors in October 2022. In country wise, French dominated the Tourism market by accounting **15.8** percent of all visitors entered in October 2022, followed by German (**11.2** percent) while Japanese recorded less than one percent which is the least. Other performances are as shown in (**Table 1**).

The data shows that **52,939** visitors equivalent to **92** percent of the total visitors entered through Airport, whereby **43,942** visitors of them entered by international flights and **8,997** by domestic flights. The remaining **4,608** visitors entered through seaport of whom **4** entered by cruise ship and **4,604** by Sea Ferries as shown in **Figure 1 & Table 2**.

Information on the purpose of visit (**Table 3**) shows that in October 2022, about **56,931** visitors equivalent to **98.9** percent came for holidays, **0.4** percent came for visiting friends and relatives and **0.7** percent came for other purposes.

**Table 4 & Figure 2** shows that **29,363** visitors (**51.0** percent) were male and **28,184** (**49.0** percent) were female. Male and Female increased by **56.6** and **2.2** percent respectively compared with the preceding month of September 2022.

The ages of the visitors were categorized into three broad groups: those younger than 15 years who are regarded as children, 15 to 64 years who are regarded as working age population, and 65 years and older are regarded as retirees. The overall results show that **3,881** (**6.7** percent) visitors were aged less than 15 years, **50,222** (**87.3** percent) were aged 15 to 64 years and **3,444** (**6.0** percent) were aged 65 years and older (**Figure 3 & Table 5**).

The visitors from emerging markets (Poland, India, Russia, Israel, China and Ukraine) increased by **12.8** percent compared with previous month. Other performances are shown in (**Figure 4 & Annex I: Table 6**).

**Table 7** shows that around one for every five visitors (**21.3** percent) stayed in the country for Seven days in October 2022. The overall average intended length of stay for visitors in October 2022 was eight nights.

The total of **650,721** bed-spaces was available in October 2022. Out of these bed-spaces, estimates of **460,333** beds were sold during October representing a bed occupancy rate of **70.7** percent (**Table 8**).

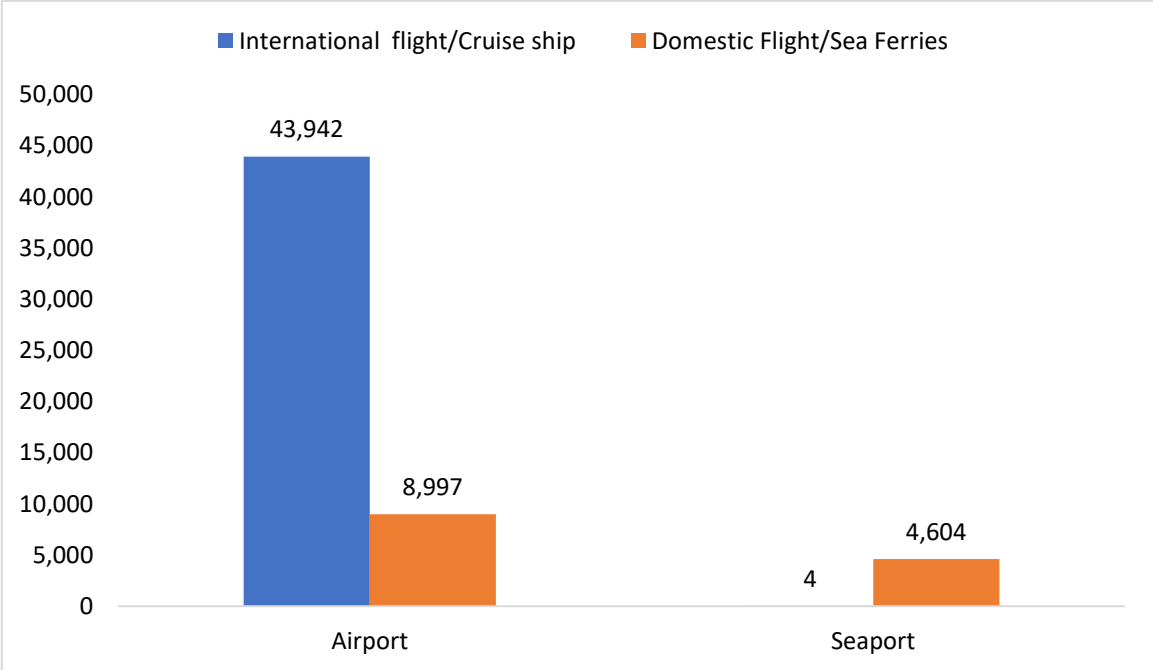
For the past ten months, Zanzibar has received **426,633** visitors from January- October 2022 which is an increase of **53.1** percent compared with the corresponding months (January – October 2021). About **380,832** visitors entered through airport while **45,801** visitors entered through seaport. Most of visitors were from Europe (**72.3** percent). In country wise, France (**12.9** percent) was the leading market for the ten months in Zanzibar tourism market (**Table 9**).

**Table1: International Visitors by Nationality, October 2021, September 2022 and October 2022**

Nationality	October-21			September-22			October-22			% Change, September 2022 and October 2022	% Change, October 2021 and October 2022
	Number	% Share	Rank	Number	% Share	Rank	Number	% Share	Rank		
<b>EUROPE</b>											
Scandinavian	1,057	3.3	7	1,033	2.2	12	3,024	5.3	5	192.7	186.1
British	914	2.9	8	3,993	8.6	3	3,355	5.8	4	-16.0	267.1
German	2,270	7.1	3	5,371	11.6	2	6,418	11.2	2	19.5	182.7
Italian	417	1.3	16	3,598	7.8	4	4,615	8.0	3	28.3	1006.7
French	5,901	18.5	1	5,989	12.9	1	9,074	15.8	1	51.5	53.8
Dutch	772	2.4	10	1,583	3.4	9	2,065	3.6	8	30.4	167.5
Belgium	708	2.2	11	1,212	2.6	11	1,039	1.8	14	-14.3	46.8
Russian	384	1.2	18	711	1.5	15	770	1.3	15	8.3	100.5
Turkish	139	0.4	20	287	0.6	19	272	0.5	20	-5.2	95.7
Polish	2,939	9.2	2	2,902	6.3	5	2,911	5.1	6	0.3	-1.0
Ukrainian	773	2.4	9	156	0.3	21	162	0.3	22	3.8	-79.0
Czech Republic	409	1.3	17	1,339	2.9	10	1,424	2.5	11	6.3	248.2
Spanish	1,165	3.7	6	1,623	3.5	8	1,486	2.6	10	-8.4	27.6
Other European	4,037	12.7		5,168	11.2		6,933	12.0		34.2	71.7
<b>Subtotal</b>	<b>21,885</b>	<b>68.8</b>		<b>34,965</b>	<b>75.5</b>		<b>43,548</b>	<b>75.7</b>		<b>25</b>	<b>99</b>
<b>ASIA</b>											
Japanese	34	0.1	23	41	0.1	23	50	0.1	24	22.0	47.1
Chinese	125	0.4	21	123	0.3	22	220	0.4	21	78.9	76.0
Indian	542	1.7	14	662	1.4	16	719	1.2	16	8.6	32.7
Israeli	503	1.6	15	880	1.9	14	1,350	2.3	12	53.4	168.4
Other Asian	1,324	4.2		1,140	2.5		1,474	2.6		29.3	11.3
<b>Subtotal</b>	<b>2,528</b>	<b>7.9</b>		<b>2,846</b>	<b>6.1</b>		<b>3,813</b>	<b>6.6</b>		<b>34.0</b>	<b>50.8</b>
<b>AFRICA</b>											
Kenyan	571	1.8	12	1,001	2.2	13	1,136	2.0	13	13.5	98.9
South African	1,959	6.2	4	1,757	3.8	7	1,939	3.4	9	10.4	-1.0
Egyptian	552	1.7	13	331	0.7	18	334	0.6	18	0.9	-82.0
Other African	1,853	5.8		1,885	4.1		2,235	3.9		18.6	-54.7
<b>Subtotal</b>	<b>4,935</b>	<b>15.5</b>		<b>4,974</b>	<b>10.7</b>		<b>5,644</b>	<b>9.8</b>		<b>13.5</b>	<b>14.4</b>
<b>AMERICA</b>											
American	1,238	3.9	5	1,927	4.2	6	2,110	3.7	7	9.5	895.3
Canadian	212	0.7	19	588	1.3	17	605	1.1	17	2.9	74.4
Other American	347	1.1		345	0.7		457	0.8		32.5	-74.6
<b>Subtotal</b>	<b>1,797</b>	<b>5.6</b>		<b>2,860</b>	<b>6.2</b>		<b>3,172</b>	<b>5.5</b>		<b>10.9</b>	<b>76.5</b>
<b>OCEANIA</b>											
Australian	70	0.2	22	182	0.4	20	315	0.5	19	73.1	3050.0
New Zealand	10	0	24	37	0.1	24	123	0.2	23	232.4	53.8
<b>Subtotal</b>	<b>80</b>	<b>0.3</b>		<b>219</b>	<b>0.5</b>		<b>438</b>	<b>0.8</b>		<b>100.0</b>	<b>-27.1</b>
Not stated	601	1.9		474	1		932	1.6			
<b>TOTAL</b>	<b>31,826</b>	<b>100</b>		<b>46,338</b>	<b>100</b>		<b>57,547</b>	<b>100.0</b>		<b>24.2</b>	<b>80.8</b>

Source: OCGS, ZCT & Immigration Department, Zanzibar

**Figure 1: International Visitors by Entry Points, October 2022**



Source: OCGS, ZCT & Immigration Department, Zanzibar

**Table 2: International Visitors by Nationality through Entry Points, October 2022**

Nationality	Airport			Seaport		
	International Flight	Domestic Flight	Total	Cruise Ship	Sea ferries	Total
<b>EUROPE</b>						
Scandinavian	2,191	641	2,832	0	192	192
British	2,492	557	3,049	0	306	306
German	4,970	1,136	6,106	0	312	312
Italian	4,368	192	4,560	0	55	55
French	6,569	2,255	8,824	0	250	250
Dutch	1,511	391	1,902	0	163	163
Belgium	725	218	943	2	94	96
Russian	685	44	729	0	41	41
Turkish	247	25	272	0	0	0
Polish	2,820	63	2,883	0	28	28
Ukrainian	155	7	162	0	0	0
Czech Republic	1,370	37	1,407	0	17	17
Spanish	1,063	423	1,486	0	0	0
Other Europeans	5,756	1,020	6,776	0	157	157
<b>Subtotal</b>	<b>34,922</b>	<b>7,009</b>	<b>41,931</b>	<b>2</b>	<b>1,615</b>	<b>1,617</b>
<b>ASIA</b>						
Japanese	22	11	33	0	17	17
Chinese	63	22	85	0	135	135
Indian	422	84	506	0	213	213
Israeli	756	561	1,317	0	33	33
Other Asians	1,205	85	1,290	0	184	184
<b>Subtotal</b>	<b>2,468</b>	<b>763</b>	<b>3,231</b>	<b>0</b>	<b>582</b>	<b>582</b>
<b>AFRICA</b>						
Kenyan	608	31	639	0	497	497
South African	1,873	66	1,939	0	0	0
Egyptian	266	5	271	0	63	63
Other Africans	1,565	146	1,711	0	524	524
<b>Subtotal</b>	<b>4,312</b>	<b>248</b>	<b>4,560</b>	<b>0</b>	<b>1,084</b>	<b>1,084</b>
<b>AMERICA</b>						
American	1,146	607	1,753	0	357	357
Canadian	281	213	494	0	111	111
Other Americans	311	88	399	0	58	58
<b>Subtotal</b>	<b>1,738</b>	<b>908</b>	<b>2,646</b>	<b>0</b>	<b>526</b>	<b>526</b>
<b>OCEANIA</b>						
Australian	193	54	247	1	67	68
New Zealand	92	10	102	0	21	21
<b>Subtotal</b>	<b>285</b>	<b>64</b>	<b>349</b>	<b>1</b>	<b>88</b>	<b>89</b>
Not stated	217	5	222	1	709	710
<b>TOTAL</b>	<b>43,942</b>	<b>8,997</b>	<b>52,939</b>	<b>4</b>	<b>4,604</b>	<b>4,608</b>

Source: OCGS, ZCT & Immigration Department, Zanzibar

**Table 3: International Visitors by Nationality and Purpose of Visit, October 2022**

Nationality	Holidays	Visiting Friends and Relatives	Returning Residences	Prospective Resident	Seeking Employment	Temporary Employment	Business and Conference	In Transit	Others	Total
<b>EUROPE</b>										
Scandinavian	2,998	6	12	0	0	0	1	0	7	3,024
British	3,325	14	6	0	1	0	0	0	9	3,355
German	6,357	16	27	1	3	1	0	0	13	6,418
Italian	4,583	9	11	0	1	1	1	0	9	4,615
French	8,998	32	25	0	1	1	0	2	15	9,074
Dutch	2,052	4	7	0	0	0	1	0	1	2,065
Belgium	1,029	5	0	0	0	0	0	0	5	1,039
Russian	756	11	1	0	0	0	0	0	2	770
Turkish	272	0	0	0	0	0	0	0	-	272
Polish	2,875	13	6	0	0	0	0	4	13	2,911
Ukrainian	160	2	0	0	0	0	0	0	-	162
Czech Republic	1,419	4	0	0	0	0	0	0	1	1,424
Spanish	1,468	6	11	0	0	0	0	0	1	1,486
Other Europeans	6,810	76	30	0	0	1	2	0	14	6,933
<b>Subtotal</b>	<b>43,102</b>	<b>198</b>	<b>136</b>	<b>1</b>	<b>6</b>	<b>4</b>	<b>5</b>	<b>6</b>	<b>90</b>	<b>43,548</b>
<b>ASIA</b>										
Japanese	49	1	0	0	0	0	0	0	0	50
Chinese	219	0	0	0	0	0	0	0	1	220
Indian	697	8	3	0	0	0	0	0	11	719
Israeli	1,346	1	0	0	0	0	0	0	3	1,350
Other Asians	1,431	26	9	0	0	0	0	0	8	1,474
<b>Subtotal</b>	<b>3,742</b>	<b>36</b>	<b>12</b>	<b>0</b>	<b>0</b>	<b>0</b>	<b>0</b>	<b>0</b>	<b>23</b>	<b>3,813</b>
<b>AFRICA</b>										
Kenyan	1,134	0	0	0	0	0	2	0	0	1,136
South African	1,935	0	0	0	0	0	4	0	0	1,939
Egyptian	330	3	0	0	0	0	0	0	1	334
Other Africans	2,211	7	7	0	0	1	2	0	7	2,235
<b>Subtotal</b>	<b>5,610</b>	<b>10</b>	<b>7</b>	<b>0</b>	<b>0</b>	<b>1</b>	<b>8</b>	<b>0</b>	<b>8</b>	<b>5,644</b>
<b>AMERICA</b>										
American	2,101	5	0	1	0	0	2	0	1	2,110
Canadian	602	0	3	0	0	0	0	0	0	605
Other Americans	447	0	10	0	0	0	0	0	0	457
<b>Subtotal</b>	<b>3,150</b>	<b>5</b>	<b>13</b>	<b>1</b>	<b>0</b>	<b>0</b>	<b>2</b>	<b>0</b>	<b>1</b>	<b>3,172</b>
<b>OCEANIA</b>										
Australian	312	0	3	0	0	0	0	0	0	315
New Zealand	123	0	0	0	0	0	0	0	0	123
<b>Subtotal</b>	<b>435</b>	<b>0</b>	<b>3</b>	<b>0</b>	<b>0</b>	<b>0</b>	<b>0</b>	<b>0</b>	<b>0</b>	<b>438</b>
<b>Not stated</b>	892	0	0	0	0	0	0	0	40	932
<b>TOTAL</b>	<b>56,931</b>	<b>249</b>	<b>171</b>	<b>2</b>	<b>6</b>	<b>5</b>	<b>15</b>	<b>6</b>	<b>162</b>	<b>57,547</b>
<b>TOTAL PERCENT</b>	<b>98.9</b>	<b>0.4</b>	<b>0.3</b>	<b>0.0</b>	<b>0.0</b>	<b>0.0</b>	<b>0.0</b>	<b>0.0</b>	<b>0.3</b>	<b>100</b>

Source: OCGS, ZCT & Immigration Department, Zanzibar

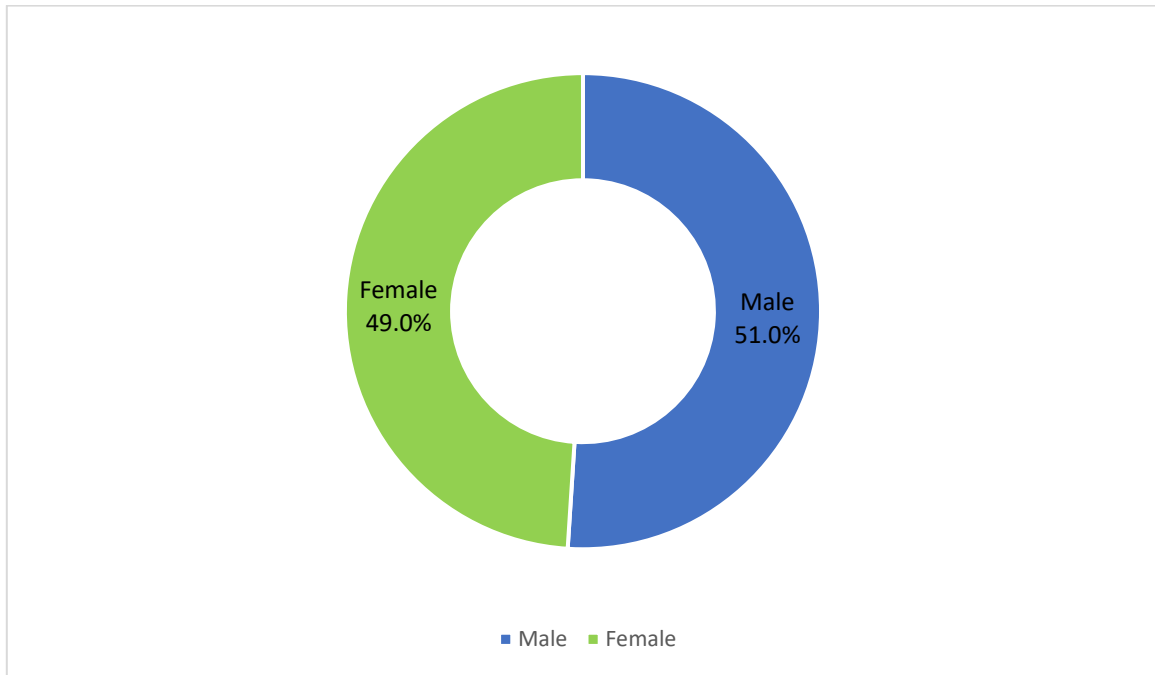
**Table 4: International Visitors by Nationality and Sex, October 2022**

<b>Nationality</b>	<b>Male</b>	<b>Female</b>	<b>Total</b>
<b>EUROPE</b>			
Scandinavian	1,539	1,485	3,024
British	1,772	1,583	3,355
German	3,429	2,989	6,418
Italian	2,403	2,212	4,615
French	4,358	4,716	9,074
Dutch	1,037	1,028	2,065
Belgium	513	526	1,039
Russian	372	398	770
Turkish	159	113	272
Polish	1,477	1,434	2,911
Ukrainian	64	98	162
Czech Republic	702	722	1,424
Spanish	754	732	1,486
Other European Country	3,540	3,393	6,933
<b>Subtotal</b>	<b>22,119</b>	<b>21,429</b>	<b>43,548</b>
<b>ASIA</b>			
Japanese	32	18	50
Chinese	150	70	220
Indian	465	254	719
Israeli	679	671	1,350
Other Asian	949	525	1,474
<b>Subtotal</b>	<b>2,275</b>	<b>1,538</b>	<b>3,813</b>
<b>AFRICA</b>			
Kenyan	539	597	1,136
South African	772	1,167	1,939
Egyptian	210	124	334
Other African	1,244	991	2,235
<b>Subtotal</b>	<b>2,765</b>	<b>2,879</b>	<b>5,644</b>
<b>AMERICA</b>			
American	973	1,137	2,110
Canadian	284	321	605
Other American	220	237	457
<b>Subtotal</b>	<b>1,477</b>	<b>1,695</b>	<b>3,172</b>
<b>OCEANIA</b>			
Australian	164	151	315
New Zealand	78	45	123
<b>Subtotal</b>	<b>242</b>	<b>196</b>	<b>438</b>
Not stated	485	447	932
<b>TOTAL OCTOBER, 2022</b>	<b>29,363</b>	<b>28,184</b>	<b>57,547</b>
<b>TOTAL SEPTEMBER 2022</b>	<b>18,750</b>	<b>27,588</b>	<b>46,338</b>
<b>TOTAL PERCENT</b>	<b>51.0</b>	<b>49.0</b>	<b>100</b>
<b>% CHANGE, SEPTEMBER 2022 and OCTOBER 2022</b>	<b>56.6</b>	<b>2.2</b>	<b>24.2</b>

Source: OCGS, ZCT & Immigration Department, Zanzibar

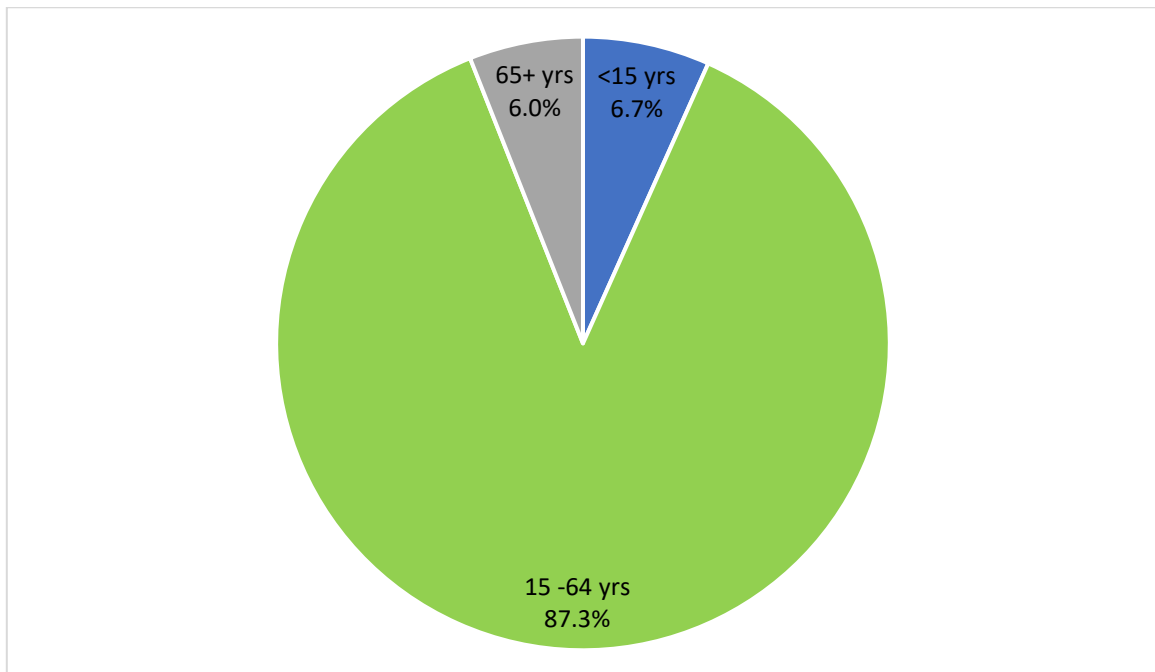


**Figure 2: International Visitors by Sex, October 2022**



Source: OCGS, ZCT & Immigration Department, Zanzibar

**Figure 3: International Visitors by Categorized Age, October 2022**



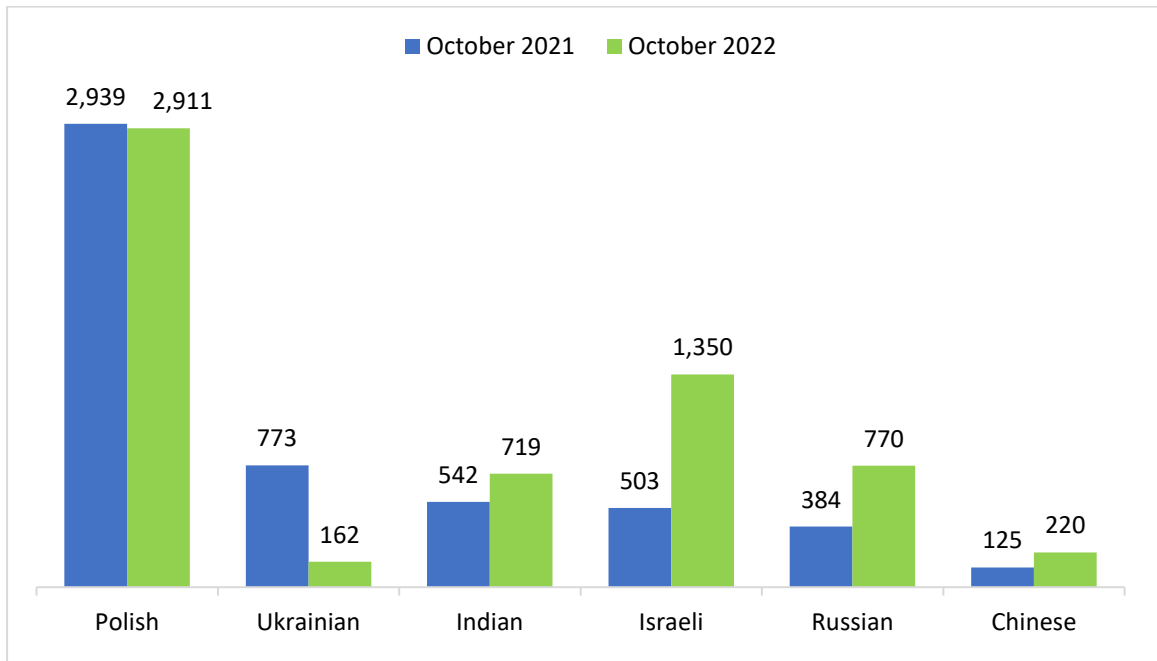
Source: OCGS, ZCT & Immigration Department, Zanzibar

**Table 6: International Visitors by Nationality and Categorized Age, October 2022**

Nationality	<15 yrs	15 -64 yrs	65+ yrs	Total
<b>EUROPE</b>				
Scandinavian	417	2,392	215	3,024
British	221	2,822	312	3,355
German	358	5,636	424	6,418
Italian	233	4,114	268	4,615
French	890	7,726	458	9,074
Dutch	105	1,796	164	2,065
Belgium	88	906	45	1,039
Russian	59	691	20	770
Turkish	6	263	3	272
Polish	113	2,664	134	2,911
Ukrainian	12	149	1	162
Czech Republic	129	1,212	83	1,424
Spanish	14	1,420	52	1,486
Other European	516	6,028	389	6,933
<b>Subtotal</b>	<b>3,161</b>	<b>37,819</b>	<b>2,568</b>	<b>43,548</b>
<b>ASIA</b>				
Japanese	1	49	-	50
Chinese	20	194	6	220
Indian	55	643	21	719
Israeli	174	1,091	85	1,350
Other Asian	59	1,336	79	1,474
<b>Subtotal</b>	<b>309</b>	<b>3,313</b>	<b>191</b>	<b>3,813</b>
<b>AFRICA</b>				
Kenyan	36	1,053	47	1,136
South African	105	1,747	87	1,939
Egyptian	17	307	10	334
Other African	55	2,130	50	2,235
<b>Subtotal</b>	<b>213</b>	<b>5,237</b>	<b>194</b>	<b>5,644</b>
<b>AMERICA</b>				
American	102	1,696	312	2,110
Canadian	16	494	95	605
Other American	22	407	28	457
<b>Subtotal</b>	<b>140</b>	<b>2,597</b>	<b>435</b>	<b>3,172</b>
<b>OCEANIA</b>				
Australian	26	255	34	315
New Zealand	6	109	8	123
<b>Subtotal</b>	<b>32</b>	<b>364</b>	<b>42</b>	<b>438</b>
<b>Not stated</b>	26	892	14	932
<b>TOTAL</b>	<b>3,881</b>	<b>50,222</b>	<b>3,444</b>	<b>57,547</b>
<b>TOTAL PERCENT</b>	<b>6.7</b>	<b>87.3</b>	<b>6.0</b>	<b>100</b>

Source: OCGS, ZCT & Immigration Department, Zanzibar

**Figure 4: Visitors Arrival from Emerging Markets, October 2022**



Source: OCGS, ZCT & Immigration Department, Zanzibar

**Table 7: Intended Length of Stay and Sex of International Visitors, October 2022**

Intended Length of Stay	Number of Arrival			Percentage Share	Total Nights		
	Male	Female	Total		Male	Female	Total
1	517	308	825	1.4	517	308	825
2	512	352	864	1.5	1,024	704	1,728
3	1,033	941	1,974	3.4	3,099	2,823	5,922
4	1,572	1,480	3,052	5.3	6,288	5,920	12,208
5	2,858	2,754	5,612	9.8	14,290	13,770	28,060
6	3,667	6,468	10,135	17.6	22,002	38,808	60,810
7	6,555	5,730	12,285	21.3	45,885	40,110	85,995
8	2,521	2,618	5,139	8.9	20,168	20,944	41,112
9	4,425	2,062	6,487	11.3	39,825	18,558	58,383
10	1,400	1,372	2,772	4.8	14,000	13,720	27,720
11	453	446	899	1.6	4,983	4,906	9,889
12	695	671	1,366	2.4	8,340	8,052	16,392
13	343	331	674	1.2	4,459	4,303	8,762
14	934	880	1,814	3.2	13,076	12,320	25,396
15	533	486	1,019	1.8	7,995	7,290	15,285
16	210	179	389	0.7	3,360	2,864	6,224
17	113	100	213	0.4	1,921	1,700	3,621
18	74	94	168	0.3	1,332	1,692	3,024
19	64	59	123	0.2	1,216	1,121	2,337
20	83	86	169	0.3	1,660	1,720	3,380
21	136	124	260	0.5	2,856	2,604	5,460
22	39	30	69	0.1	858	660	1,518
23	33	24	57	0.1	759	552	1,311
24	27	32	59	0.1	648	768	1,416
25	26	38	64	0.1	650	950	1,600
26	22	18	40	0.1	572	468	1,040
27	19	22	41	0.1	513	594	1,107
28	34	38	72	0.1	952	1,064	2,016
29	21	13	34	0.1	609	377	986
30	124	102	226	0.4	3,720	3,060	6,780
31+	320	326	646	1.1	9,920	10,106	20,026
<b>Total</b>	<b>29,363</b>	<b>28,184</b>	<b>57,547</b>	<b>100.0</b>	<b>237,497</b>	<b>222,836</b>	<b>460,333</b>
	Intended Average Length of Stay <sup>1</sup>				<b>8.1</b>	<b>7.9</b>	<b>8.0</b>

Source: OCGS, ZCT & Immigration Department, Zanzibar

<sup>1</sup> The average intended length of stay is determined by dividing the number of visitor nights by the number of international visitors

**Table 8: International Visitors' nights and Estimated Bed Occupancy Rate, October 2022**

Length of Stay	Number of visitors	Percentage Share	Total Nights
1	825	1.4	825
2	864	1.5	1,728
3	1,974	3.4	5,922
4	3,052	5.3	12,208
5	5,612	9.8	28,060
6	10,135	17.6	60,810
7	12,285	21.3	85,995
8	5,139	8.9	41,112
9	6,487	11.3	58,383
10	2,772	4.8	27,720
11	899	1.6	9,889
12	1,366	2.4	16,392
13	674	1.2	8,762
14	1,814	3.2	25,396
15	1,019	1.8	15,285
16	389	0.7	6,224
17	213	0.4	3,621
18	168	0.3	3,024
19	123	0.2	2,337
20	169	0.3	3,380
21	260	0.5	5,460
22	69	0.1	1,518
23	57	0.1	1,311
24	59	0.1	1,416
25	64	0.1	1,600
26	40	0.1	1,040
27	41	0.1	1,107
28	72	0.1	2,016
29	34	0.1	986
30	226	0.4	6,780
31+	646	1.1	20,026
<b>Total</b>	<b>57,547</b>	<b>100.0</b>	<b>460,333</b>
<b>Number of beds available in October, 2022</b>			<b>650,721</b>
<b>Bed Occupancy Rate</b>			<b>70.7</b>

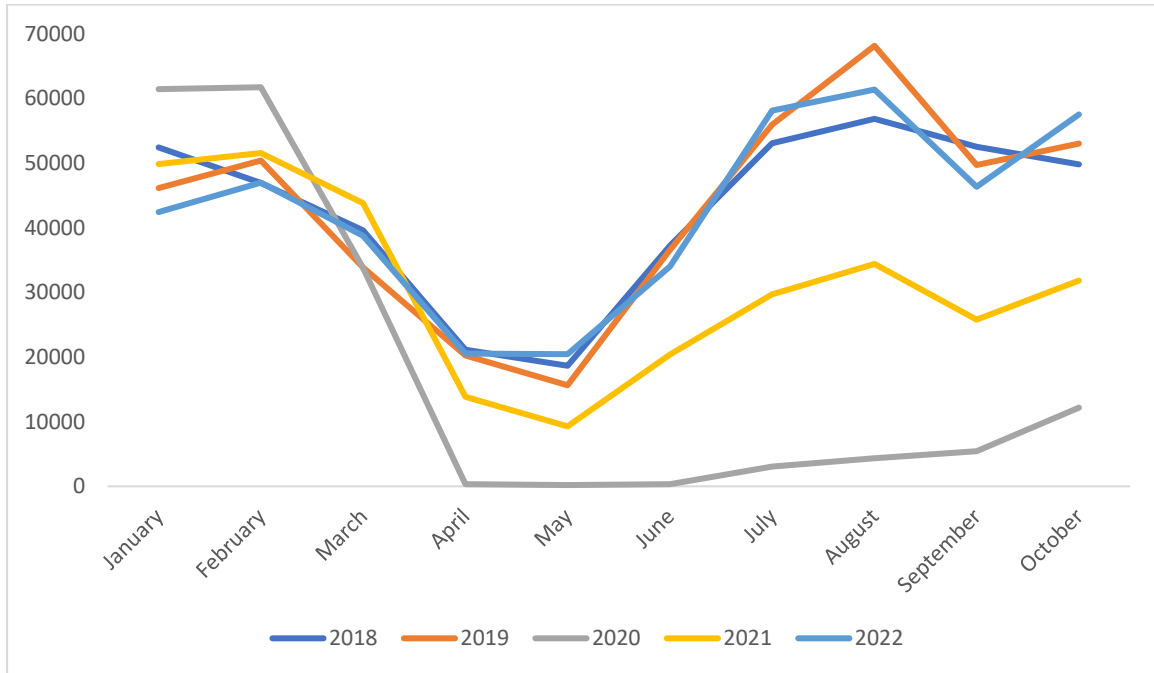
Source: OCGS, ZCT &amp; Immigration Department, Zanzibar

**Table 9: International Visitors by Nationality through Entry Points, January- October 2021 & 2022**

Nationality	January- October 2021			January- October 2022					% Change, Jan-Oct 2021 and Jan-Oct 2022
	Number	% share	Rank	Number (Airport)	Number (Seaport)	Total Number	% Share	Rank	
<b>EUROPE</b>									
Scandinavian	3,660	1.3	16	12,682	1,437	14,119	3.3	10	285.8
British	8,141	2.9	9	21,050	3,554	24,604	5.8	4	202.2
German	10,225	3.7	7	31,945	2,740	34,685	8.1	3	239.2
Italian	4,883	1.8	11	22,168	843	23,011	5.4	5	371.2
French	21,938	7.9	3	51,987	2,932	54,919	12.9	1	150.3
Dutch	3,467	1.2	17	11,463	1,445	12,908	3.0	11	272.3
Belgium	4,724	1.7	14	8,364	942	9,306	2.2	15	97.0
Russian	68,880	24.7	1	4,122	457	4,579	1.1	19	-93.4
Turkish	2,028	0.7	20	3,340	0	3,340	0.8	22	64.7
Polish	25,535	9.2	2	36,469	427	36,896	8.6	2	44.5
Ukrainian	8,328	3	8	12,225	0	12,225	2.9	12	46.8
Czech Republic	4,826	1.7	12	14,714	235	14,949	3.5	9	209.8
Spanish	4,794	1.7	13	9,725	0	9,725	2.3	14	102.9
Other European	30,102	10.8		51,475	1,835	53,310	12.5		77.1
<b>Subtotal</b>	<b>201,531</b>	<b>72.3</b>		<b>291,729</b>	<b>16847</b>	<b>308,576</b>	<b>72.3</b>		<b>53.1</b>
<b>ASIA</b>									
Japanese	187	0.1	25	203	133	336	0.1	27	79.7
Chinese	815	0.3	23	889	984	1,873	0.4	23	129.8
Indian	5,488	2	10	4,178	2,221	6,399	1.5	17	16.6
Israeli	3,375	1.2	18	5,990	160	6,150	1.4	18	82.2
Other Asian	10,172	3.6		13,542	2,112	15,654	3.7		53.9
<b>Subtotal</b>	<b>20,037</b>	<b>7.2</b>		<b>24802</b>	<b>5610</b>	<b>30412</b>	<b>7.1</b>		<b>51.8</b>
<b>AFRICA</b>									
Kenyan	4,005	1.4	15	5,943	4,286	10,229	2.4	13	155.4
South African	12,605	4.5	6	18,829	0	18,829	4.4	7	49.4
Egyptian	2,180	0.8	19	3,218	616	3,834	0.9	21	75.9
Other African	13,788	4.9		16,140	5,552	21,692	5.1		57.3
<b>Subtotal</b>	<b>32,578</b>	<b>11.7</b>		<b>44130</b>	<b>10454</b>	<b>54584</b>	<b>12.8</b>		<b>67.5</b>
<b>AMERICA</b>									
American	15,041	5.4	4	12,867	3,874	16,741	3.9	8	11.3
Canadian	1,829	0.7	21	2,841	1,016	3,857	0.9	20	110.9
Other American	2,273	0.8		2,669	461	3,130	0.7		37.7
<b>Subtotal</b>	<b>19,143</b>	<b>6.9</b>		<b>18377</b>	<b>5351</b>	<b>23728</b>	<b>5.6</b>		<b>24.0</b>
<b>OCEANIA</b>									
Australian	1,043	0.4	22	851	520	1,371	0.3	25	8.1
New Zealand	225	0.1	24	257	194	451	0.1	26	-89.3
<b>Subtotal</b>	<b>1,268</b>	<b>0.5</b>		<b>1108</b>	<b>714</b>	<b>1822</b>	<b>0.4</b>		<b>43.7</b>
Not stated	4,197	1.5		686	6,825	7,511	1.8		
<b>TOTAL</b>	<b>278,754</b>	<b>100</b>		<b>380,832</b>	<b>45,801</b>	<b>426,633</b>	<b>100</b>		<b>53.1</b>

Source: OCGS, ZCT & Immigration Department, Zanzibar

**Figure 5: International Visitors by Month, January- October, 2018 - 2022**



## Annex I:

**Table 6: Visitors Arrival from Emerging Markets, October 2021, September 2022 and October 2022**

Nationality	October 2021	September 2022	October 2022	% Change October 2021 and October 2022	% Change September 2022 and October 2022
Russian	384	711	770	100.5	8.3
Polish	2,939	2,902	2,911	-1.0	0.3
Ukrainian	773	156	162	-79.0	3.8
Chinese	125	123	220	76.0	78.9
Indian	542	662	719	32.7	8.6
Israeli	503	880	1,350	168.4	53.4
<b>Total</b>	<b>5,266</b>	<b>5,434</b>	<b>6,132</b>	<b>16.4</b>	<b>12.8</b>

Source: OCGS, ZCT & Immigration Department, Zanzibar

## Annex II

**Table 10: International Visitors by Month, 2018 - 2022**

Month	2018	2019	2020	2021	2022
January	52,417	46,133	61,461	49,868	42,443
February	46,935	50,387	61,752	51,574	46,995
March	39,592	33,883	33,801	43,821	38,762
April	21,139	20,242	334	13,839	20,540
May	18,655	15,640	197	9,280	20,450
June	37,235	36,605	353	20,416	34,013
July	53,087	55,947	3,079	29,714	58,157
August	56,861	68,163	4,366	34,425	61,388
September	52,551	49,732	5,422	25,817	46,338
October	49,796	53,023	12,157	31,826	57,547
November	39,713	47,824	29,128	35,438	
December	52,828	60,685	48,594	48,167	
<b>Total</b>	<b>520,809</b>	<b>538,264</b>	<b>260,644</b>	<b>394,185</b>	<b>426,633</b>

Source: OCGS, ZCT & Immigration Department, Zanzibar



## **Glossary**

Information on the number of visitors, their nationality and age distribution are among the important economic indicators. Tourism industry has contributed significantly to the Zanzibar's economy and it is therefore necessary that such information is made available on a timely manner. This report provides detailed information on the age and sex distribution; mode of travel; nationality and regional distribution; and purpose of travel of visitors are also provided. The information was captured using the Arrival Declaration Cards on visitors who entered Zanzibar through both the airport and sea ports.

### **Definition and Concepts**

**Tourist:** refers to any person travelling to a place other than that of his/her usual environment for less than 12 months and whose main purpose of the trip is other than the exercise of an activity remunerated from within the place visited. (According to the United Nations World Tourism Organization -UNWTO)

**Visitor:** refer to any person travelling to place other than that of his/her usual environment for less than twelve months and whose main purpose of trip is other than the exercise of an activity remunerated from within the place visited.

This release categories visitor into four groups in term of mode of transport:

- (i) International flight – comprising of visitors entered the country direct from abroad;
- (ii) Domestic flight – comprising of visitors entered Zanzibar via Tanzania Mainland;
- (iii) Cruise ship – comprising of visitors (**excursionist**) entered Zanzibar by cruise ship; and
- (iv) Sea ferries – comprising of visitors entered Zanzibar by using local sea boats.

### **For more clarifications please contact:**

*Office of the Chief Government Statistician*

*P.O. BOX 2321*

*Email: zanstat@ocgs.go.tz*

*Zanzibar Commission for Tourism*

*P.O.BOX 1410*

*Email: marketing@zanzibartourism.go.tz*