



Tourism Release No.71



TOURISM STATISTICAL RELEASE NOVEMBER - 2022

TOURISM STATISTICS

Zanzibar recorded **55,150** international visitors in November 2022 which is an increase of **55.6** percent compared with **35,438** visitors recorded in November 2021 and decreased by **4.2** percent compared with **57,547** visitors recorded in the preceding month (October 2022).

Tourists from Europe continued to dominate the market by accounting (**70.5** percent) of the total visitors in November 2022. In country wise, French dominated the Tourism market by accounting **12.1** percent of all visitors entered in November 2022, followed by Italy (**9.6** percent) while Japanese recorded less than one percent which is the least. Other performances are as shown in (**Table 1**).

The data shows that **50,097** visitors equivalent to **91** percent of the total visitors entered through Airport, whereby **39,806** visitors of them entered by international flights and **10,291** by domestic flights. The remaining **5,053** visitors entered through seaport of whom **7** entered by cruise ship and **5,046** by Sea Ferries as shown in **Figure 1 & Table 2**.

Information on the purpose of visit (**Table 3**) shows that in November 2022, about **47,115** visitors equivalent to **85.4** percent came for holidays, **0.2** percent came for visiting friends and relatives and **14.4** percent came for other purposes.

Table 4 & Figure 2 shows that **28,092** visitors (**50.9** percent) were male and **27,058** (**49.1** percent) were female. Male and Female decreased by **4.3** and **4.0** percent respectively compared with the preceding month of October 2022.

The ages of the visitors were categorized into three broad groups: those younger than 15 years who are regarded as children, 15 to 64 years who are regarded as working age population, and 65 years and older are regarded as retirees. The overall results show that **2,228** (**4.0** percent) visitors were aged less than 15 years, **49,635** (**90.0** percent) were aged 15 to 64 years and **3,287** (**6.0** percent) were aged 65 years and older (**Figure 3 & Table 5**).

The visitors from emerging markets (Poland, India, Russia, Israel, China and Ukraine) decreased by **0.5** percent compared with previous month. Other performances are shown in (**Figure 4 & Annex I: Table 6**).

Table 7 shows that around one for every four visitors (**27.1** percent) stayed in the country for nine days in November 2022. The overall average intended length of stay for visitors in November 2022 was eight nights.

The total of **629,730** bed-spaces was available in November 2022. Out of these bed-spaces, estimates of **450,190** beds were sold during November representing a bed occupancy rate of **71.5** percent (**Table 8**).

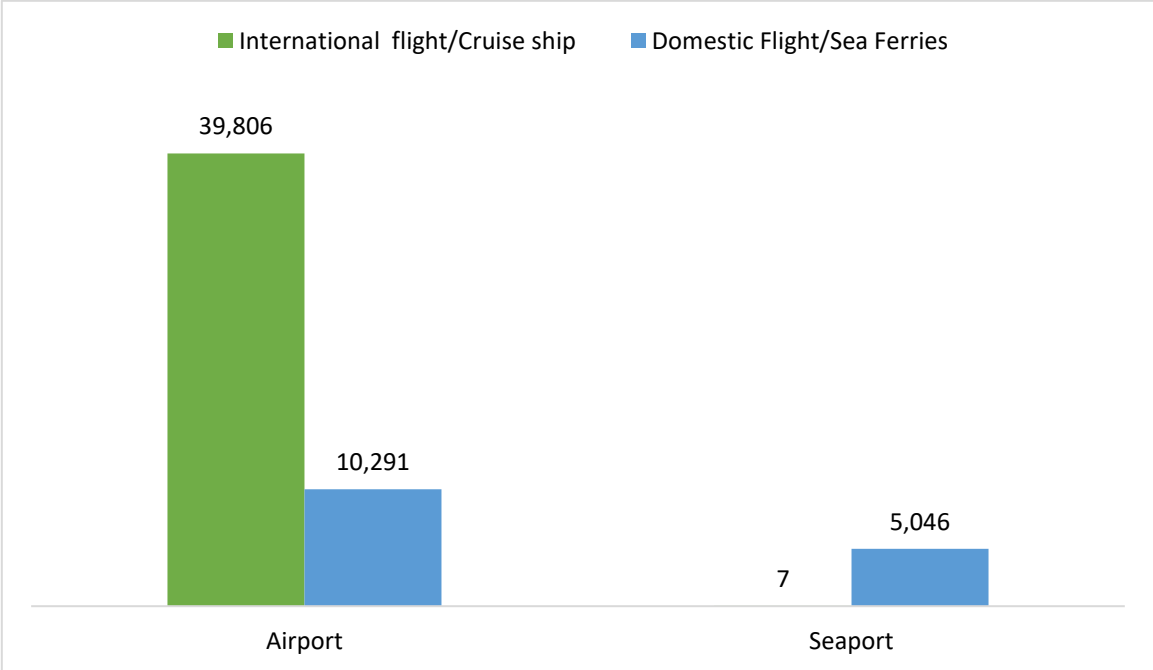
For the past eleven months, Zanzibar has received **481,783** visitors from January- November 2022 which is an increase of **39.2** percent compared with the corresponding months (January- November 2021). About **430,929** visitors entered through airport while **50,854** visitors entered through seaport. Most of visitors were from Europe (**72.1** percent). In country wise, France (**12.8** percent) was the leading market for the eleven months in Zanzibar tourism market (**Table 9**).

Table1: International Visitors by Nationality, November 2021, October 2022 and November 2022

Nationality	November-21			October-22			November-22			% Change, October 2022 and November2022	% Change, November 2021 and November 2022
	Number	% Share	Rank	Number	% Share	Rank	Number	% Share	Rank		
EUROPE											
Scandinavian	1,103	3.1	7	3,024	5.3	5	2,865	5.2	6	-5.3	159.7
British	953	2.7	9	3,355	5.8	4	3,014	5.5	5	-10.2	216.3
German	2,161	6.1	4	6,418	11.2	2	4,124	7.5	3	-35.7	90.8
Italian	626	1.8	12	4,615	8.0	3	5,308	9.6	2	15.0	747.9
French	4,951	14	1	9,074	15.8	1	6,693	12.1	1	-26.2	35.2
Dutch	622	1.8	13	2,065	3.6	8	1,711	3.1	8	-17.1	175.1
Belgium	1,072	3	8	1,039	1.8	14	1,223	2.2	12	17.7	14.1
Russian	486	1.4	16	770	1.3	15	778	1.4	14	1.0	60.1
Turkish	208	0.6	19	272	0.5	20	305	0.6	20	12.1	46.6
Polish	4,728	13.3	2	2,911	5.1	6	3,620	6.6	4	24.4	-23.4
Ukrainian	2,453	6.9	3	162	0.3	22	229	0.4	22	41.4	-90.7
Czech Republic	546	1.5	14	1,424	2.5	11	1,627	3.0	9	14.3	198.0
Spanish	721	2	11	1,486	2.6	10	1,091	2.0	13	-26.6	51.3
Other European	4,155	11.7		6,933	12.0		6,279	11.4		-9.4	51.1
Subtotal	24,785	69.9		43,548	75.7		38,867	70.5		-11	57
ASIA											
Japanese	23	0.1	23	50	0.1	24	91	0.2	24	82.0	295.7
Chinese	126	0.4	22	220	0.4	21	272	0.5	21	23.6	115.9
Indian	448	1.3	17	719	1.2	16	769	1.4	15	7.0	71.7
Israeli	204	0.6	20	1350	2.3	12	433	0.8	17	-67.9	112.3
Other Asian	1,338	3.8		1,474	2.6		1,641	3.0		11.3	22.6
Subtotal	2,139	6.0		3,813	6.6		3,206	5.8		-15.9	49.9
AFRICA											
Kenyan	813	2.3	10	1,136	2.0	13	1,613	2.9	10	42.0	98.4
South African	1,345	3.8	5	1,939	3.4	9	1,279	2.3	11	-34.0	-4.9
Egyptian	510	1.4	15	334	0.6	18	309	0.6	19	-7.5	-85.8
Other African	2,177	6.1		2,235	3.9		3,395	6.2		51.9	-29.9
Subtotal	4,845	13.7		5,644	9.8		6,596	12.0		16.9	36.1
AMERICA											
American	1,341	3.8	6	2,110	3.7	7	2,235	4.1	7	5.9	635.2
Canadian	304	0.9	18	605	1.1	17	644	1.2	16	6.4	-19.1
Other American	796	2.2		457	0.8		767	1.4		67.8	-68.6
Subtotal	2,441	6.9		3,172	5.5		3,646	6.6		14.9	49.4
OCEANIA											
Australian	129	0.4	21	315	0.5	19	380	0.7	18	20.6	1552.2
New Zealand	23	0.1	23	123	0.2	23	135	0.2	23	9.8	-11.2
Subtotal	152	0.4		438	0.8		515	0.9		17.6	-52.1
Not stated	1,076	3		932	1.6		2,320	4.2			
TOTAL	35,438	100		57,547	100.0		55,150	100.0		-4.2	55.6

Source: OCGS, ZCT & Immigration Department, Zanzibar

Figure 1: International Visitors by Entry Points, November 2022



Source: OCGS, ZCT & Immigration Department, Zanzibar

Table 2: International Visitors by Nationality through Entry Points, November 2022

Nationality	Airport			Seaport		
	International Flight	Domestic Flight	Total	Cruise Ship	Sea ferries	Total
EUROPE						
Scandinavian	1,712	976	2,688	0	177	177
British	1,986	710	2,696	0	318	318
German	3,065	735	3,800	0	324	324
Italian	4,753	411	5,164	0	144	144
French	4,970	1,263	6,233	0	460	460
Dutch	1,266	325	1,591	0	120	120
Belgium	835	298	1,133	0	90	90
Russian	662	84	746	0	32	32
Turkish	222	83	305	0	0	0
Polish	3,414	187	3,601	0	19	19
Ukrainian	206	23	229	0	0	0
Czech Republic	1,560	61	1,621	0	6	6
Spanish	724	367	1,091	0	0	0
Other Europeans	5,078	957	6,035	4	240	244
Subtotal	30453	6,480	36,933	4	1,930	1,934
ASIA						
Japanese	54	23	77	0	14	14
Chinese	68	105	173	0	99	99
Indian	338	214	552	0	217	217
Israeli	317	54	371	0	62	62
Other Asians	1,169	326	1,495	0	146	146
Subtotal	1,946	722	2,668	0	538	538
AFRICA						
Kenyan	551	519	1,070	0	543	543
South African	1,011	268	1,279	0	0	0
Egyptian	231	46	277	0	32	32
Other Africans	1,792	1,082	2,874	0	521	521
Subtotal	3,585	1,915	5,500	0	1,096	1,096
AMERICA						
American	1,245	641	1,886	0	349	349
Canadian	313	187	500	0	144	144
Other Americans	609	98	707	0	60	60
Subtotal	2,167	926	3,093	0	553	553
OCEANIA						
Australian	118	139	257	3	120	123
New Zealand	74	47	121	0	14	14
Subtotal	192	186	378	3	134	137
Not stated	1,463	62	1,525	0	795	795
TOTAL	39,806	10,291	50,097	7	5,046	5,053

Source: OCGS, ZCT & Immigration Department, Zanzibar

Table 3: International Visitors by Nationality and Purpose of Visit, November 2022

Nationality	Holidays	Visiting Friends and Relatives	Returning Residents	Prospective Resident	Seeking Employment	Temporary Employment	Business and Conference	In Transit	Others	Total
EUROPE										
Scandinavian	2,503	5	2	1	0	0	0	0	354	2,865
British	2,603	8	0	0	2	0	0	0	401	3,014
German	3,538	10	1	1	3	0	2	0	569	4,124
Italian	4,325	5	3	3	2	1	6	1	962	5,308
French	5,729	13	5	6	2	0	5	2	931	6,693
Dutch	1,452	2	0	2	1	0	0	0	254	1,711
Belgium	1,045	0	0	0	0	0	0	0	178	1,223
Russian	680	3	1	3	0	0	0	3	88	778
Turkish	278	1	0	0	0	0	2	0	24	305
Polish	3,042	4	1	2	1	0	1	1	568	3,620
Ukrainian	187	0	0	0	0	0	0	0	42	229
Czech Republic	1,321	3	1	0	0	0	1	1	300	1,627
Spanish	915	0	0	3	0	0	2	2	169	1,091
Other Europeans	5,401	8	3	6	3	0	0	0	858	6,279
Subtotal	33,019	62	17	27	14	1	19	10	5,698	38,867
ASIA										
Japanese	84	0	0	0	0	0	0	0	7	91
Chinese	253	1	0	1	0	0	0	0	17	272
Indian	701	0	0	1	0	0	2	0	65	769
Israeli	383	0	0	0	0	0	0	0	50	433
Other Asians	1,400	5	1	1	0	0	2	0	232	1,641
Subtotal	2,821	6	1	3	0	0	4	0	371	3,206
AFRICA										
Kenyan	1,509	0	0	3	0	0	4	0	97	1,613
South African	1,109	1	0	2	0	0	0	0	167	1,279
Egyptian	276	0	0	0	0	0	0	0	33	309
Other Africans	3,017	3	3	2	1	0	8	2	359	3,395
Subtotal	5,911	4	3	7	1	0	12	2	656	6,596
AMERICA										
American	1,896	3	0	1	0	0	2	0	333	2,235
Canadian	547	0	0	0	1	0	0	0	96	644
Other Americans	638	0	0	0	0	0	0	0	129	767
Subtotal	3,081	3	0	1	1	0	2	0	558	3,646
OCEANIA										
Australian	362	0	0	0	0	0	5	0	13	380
New Zealand	86	0	0	0	0	0	0	0	49	135
Subtotal	448	0	0	0	0	0	5	0	62	515
Not stated	1,835	8	6	2	0	1	4	2	462	2,320
TOTAL	47,115	83	27	40	16	2	46	14	7,807	55,150
TOTAL PERCENT	85.4	0.2	0.0	0.1	0.0	0.0	0.1	0.0	14.2	100

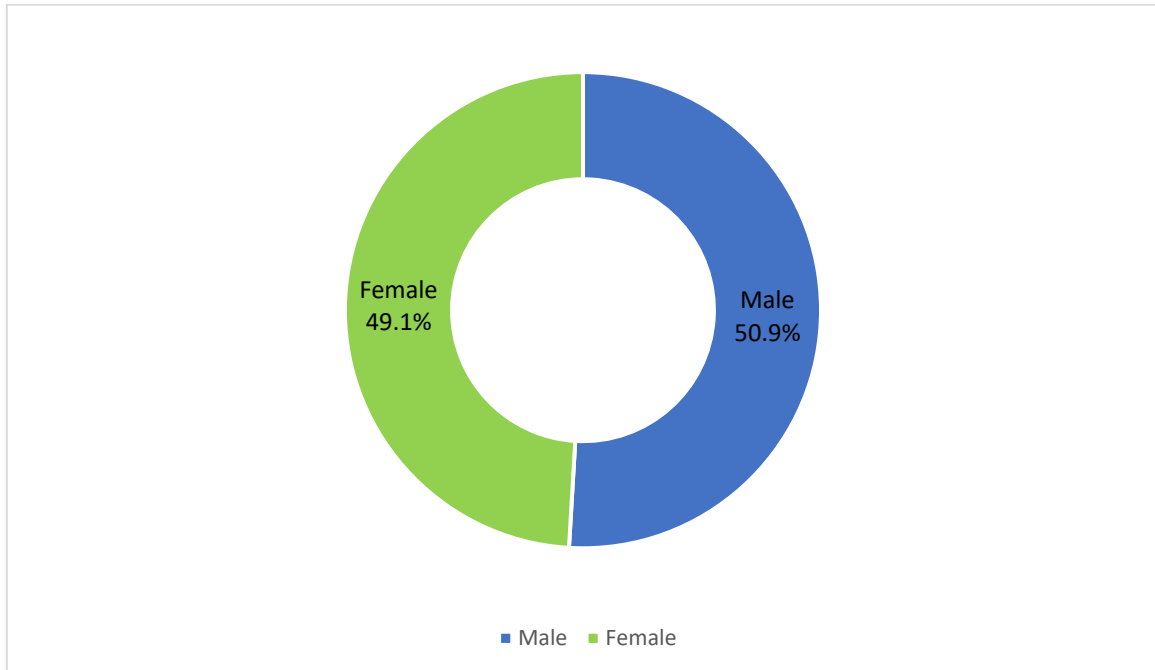
Source: OCGS, ZCT & Immigration Department, Zanzibar

Table 4: International Visitors by Nationality and Sex, November 2022

Nationality	Male	Female	Total
EUROPE			
Scandinavian	1,214	1,651	2,865
British	1,677	1,337	3,014
German	1,952	2,172	4,124
Italian	2,582	2,726	5,308
French	3,283	3,410	6,693
Dutch	833	878	1,711
Belgium	684	539	1,223
Russian	336	442	778
Turkish	171	134	305
Polish	1,818	1,802	3,620
Ukrainian	107	122	229
Czech Republic	767	860	1,627
Spanish	542	549	1,091
Other European Country	3,011	3,268	6,279
Subtotal	18,977	19,890	38,867
ASIA			
Japanese	40	51	91
Chinese	158	114	272
Indian	521	248	769
Israeli	226	207	433
Other Asian	1,016	625	1,641
Subtotal	1,961	1,245	3,206
AFRICA			
Kenyan	869	744	1,613
South African	586	693	1,279
Egyptian	172	137	309
Other African	1,991	1,404	3,395
Subtotal	3,618	2,978	6,596
AMERICA			
American	1,076	1,159	2,235
Canadian	304	340	644
Other American	552	215	767
Subtotal	1,932	1,714	3,646
OCEANIA			
Australian	187	193	380
New Zealand	63	72	135
Subtotal	250	265	515
Not stated	1,354	966	2,320
TOTAL NOVEMBER, 2022	28,092	27,058	55,150
TOTAL OCTOBER 2022	29,363	28,184	57,547
TOTAL PERCENT	50.9	49.1	100
% CHANGE, OCTOBER 2022 and NOVEMBER 2022	-4.3	-4.0	-4.2

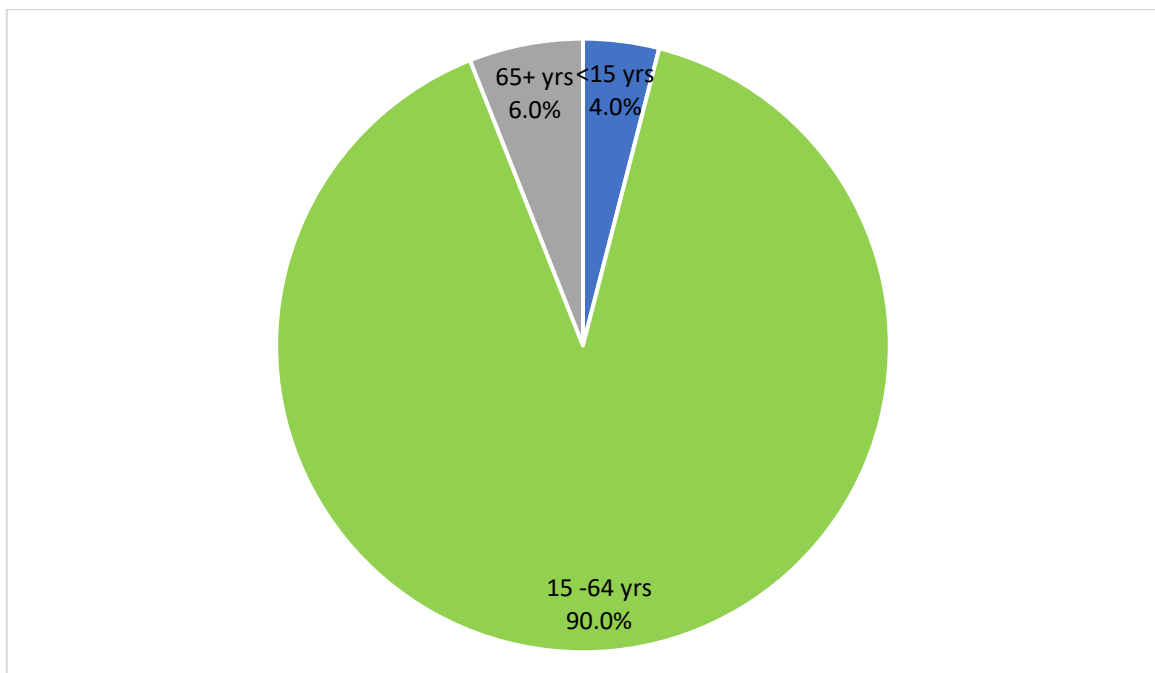
Source: OCGS, ZCT & Immigration Department, Zanzibar

Figure 2: International Visitors by Sex, November 2022



Source: OCGS, ZCT & Immigration Department, Zanzibar

Figure 3: International Visitors by Categorized Age, November 2022



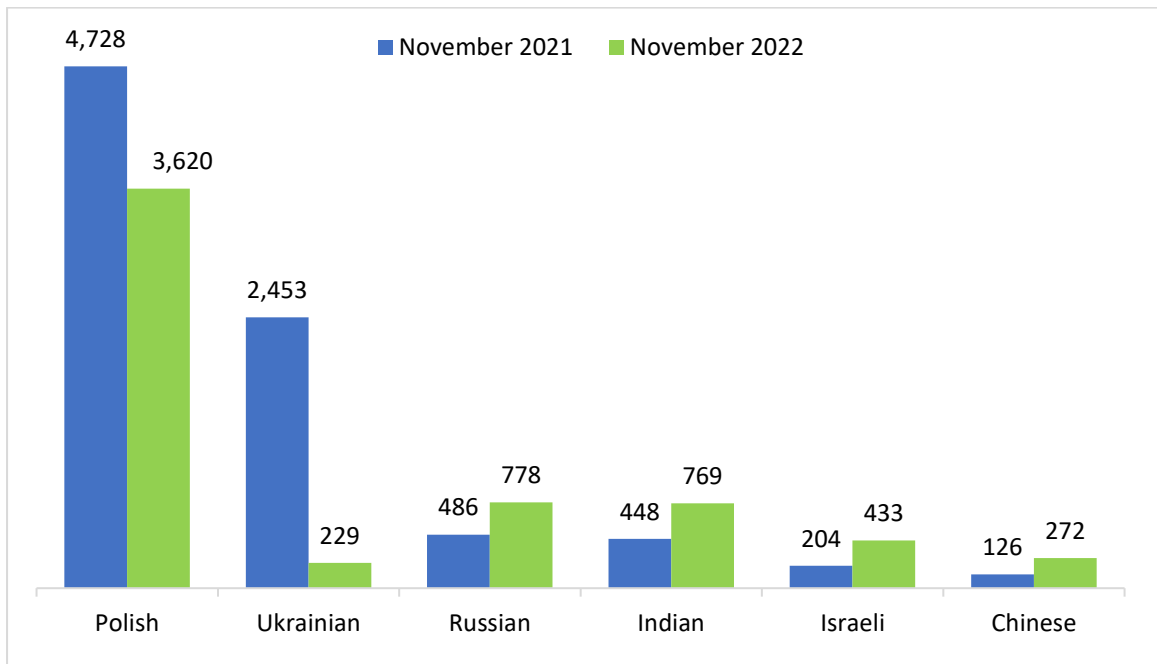
Source: OCGS, ZCT & Immigration Department, Zanzibar

Table 6: International Visitors by Nationality and Categorized Age, November 2022

Nationality	<15 yrs	15 -64 yrs	65+ yrs	Total
EUROPE				
Scandinavian	180	2,453	232	2,865
British	101	2,646	267	3,014
German	112	3,801	211	4,124
Italian	244	4,749	315	5,308
French	275	6,030	388	6,693
Dutch	30	1,532	149	1,711
Belgium	65	1,097	61	1,223
Russian	58	695	25	778
Turkish	31	270	4	305
Polish	206	3,199	215	3,620
Ukrainian	8	217	4	229
Czech Republic	56	1,456	115	1,627
Spanish	18	1,046	27	1,091
Other European	247	5,707	325	6,279
Subtotal	1,631	34,898	2,338	38,867
ASIA				
Japanese	6	81	4	91
Chinese	5	253	14	272
Indian	28	716	25	769
Israeli	30	365	38	433
Other Asian	98	1,441	102	1,641
Subtotal	167	2,856	183	3,206
AFRICA				
Kenyan	63	1,460	90	1,613
South African	49	1,164	66	1,279
Egyptian	12	294	3	309
Other African	126	3,170	99	3,395
Subtotal	250	6,088	258	6,596
AMERICA				
American	82	1,915	238	2,235
Canadian	18	555	71	644
Other American	28	687	52	767
Subtotal	128	3,157	361	3,646
OCEANIA				
Australian	12	343	25	380
New Zealand	1	106	28	135
Subtotal	13	449	53	515
Not stated	39	2,187	94	2,320
TOTAL	2,228	49,635	3,287	55,150
TOTAL PERCENT	4.0	90.0	6.0	100

Source: OCGS, ZCT & Immigration Department, Zanzibar

Figure 4: Visitors Arrival from Emerging Markets, November 2022



Source: OCGS, ZCT & Immigration Department, Zanzibar

Table 7: Intended Length of Stay and Sex of International Visitors, November 2022

Intended Length of Stay	Number of Arrival			Percentage Share	Total Nights		
	Male	Female	Total		Male	Female	Total
1	610	380	990	1.8	610	380	990
2	802	676	1,478	2.7	1,604	1,352	2,956
3	1,165	1,181	2,346	4.3	3,495	3,543	7,038
4	1,276	1,333	2,609	4.7	5,104	5,332	10,436
5	2,048	2,140	4,188	7.6	10,240	10,700	20,940
6	3,432	2,848	6,280	11.4	20,592	17,088	37,680
7	3,577	3,508	7,085	12.8	25,039	24,556	49,595
8	2,232	2,236	4,468	8.1	17,856	17,888	35,744
9	7,563	7,401	14,964	27.1	68,067	66,609	134,676
10	1,430	1,409	2,839	5.1	14,300	14,090	28,390
11	561	557	1,118	2.0	6,171	6,127	12,298
12	644	700	1,344	2.4	7,728	8,400	16,128
13	263	297	560	1.0	3,419	3,861	7,280
14	940	865	1,805	3.3	13,160	12,110	25,270
15	498	459	957	1.7	7,470	6,885	14,355
16	166	151	317	0.6	2,656	2,416	5,072
17	93	106	199	0.4	1,581	1,802	3,383
18	79	95	174	0.3	1,422	1,710	3,132
19	54	67	121	0.2	1,026	1,273	2,299
20	118	120	238	0.4	2,360	2,400	4,760
21	133	133	266	0.5	2,793	2,793	5,586
22	48	46	94	0.2	1,056	1,012	2,068
23	19	22	41	0.1	437	506	943
24	15	22	37	0.1	360	528	888
25	34	37	71	0.1	850	925	1,775
26	21	13	34	0.1	546	338	884
27	4	15	19	0.0	108	405	513
28	33	26	59	0.1	924	728	1,652
29	16	7	23	0.0	464	203	667
30	211	203	414	0.8	6,330	6,090	12,420
31+	7	5	12	0.0	217	155	372
Total	28,092	27,058	55,150	100.0	227,985	222,205	450,190
	Intended Average Length of Stay ¹				8.1	8.2	8.2

Source: OCGS, ZCT & Immigration Department, Zanzibar

¹ The average intended length of stay is determined by dividing the number of visitor nights by the number of international visitors

Table 8: International Visitors' nights and Estimated Bed Occupancy Rate, November 2022

Length of Stay	Number of visitors	Percentage Share	Total Nights
1	990	1.8	990
2	1,478	2.7	2,956
3	2,346	4.3	7,038
4	2,609	4.7	10,436
5	4,188	7.6	20,940
6	6,280	11.4	37,680
7	7,085	12.8	49,595
8	4,468	8.1	35,744
9	14,964	27.1	134,676
10	2,839	5.1	28,390
11	1,118	2.0	12,298
12	1,344	2.4	16,128
13	560	1.0	7,280
14	1,805	3.3	25,270
15	957	1.7	14,355
16	317	0.6	5,072
17	199	0.4	3,383
18	174	0.3	3,132
19	121	0.2	2,299
20	238	0.4	4,760
21	266	0.5	5,586
22	94	0.2	2,068
23	41	0.1	943
24	37	0.1	888
25	71	0.1	1,775
26	34	0.1	884
27	19	0.0	513
28	59	0.1	1,652
29	23	0.0	667
30	414	0.8	12,420
31+	12	0.0	372
Total	55,150	100.0	450,190
Number of beds available in November, 2022			629,730
Bed Occupancy Rate			71.5

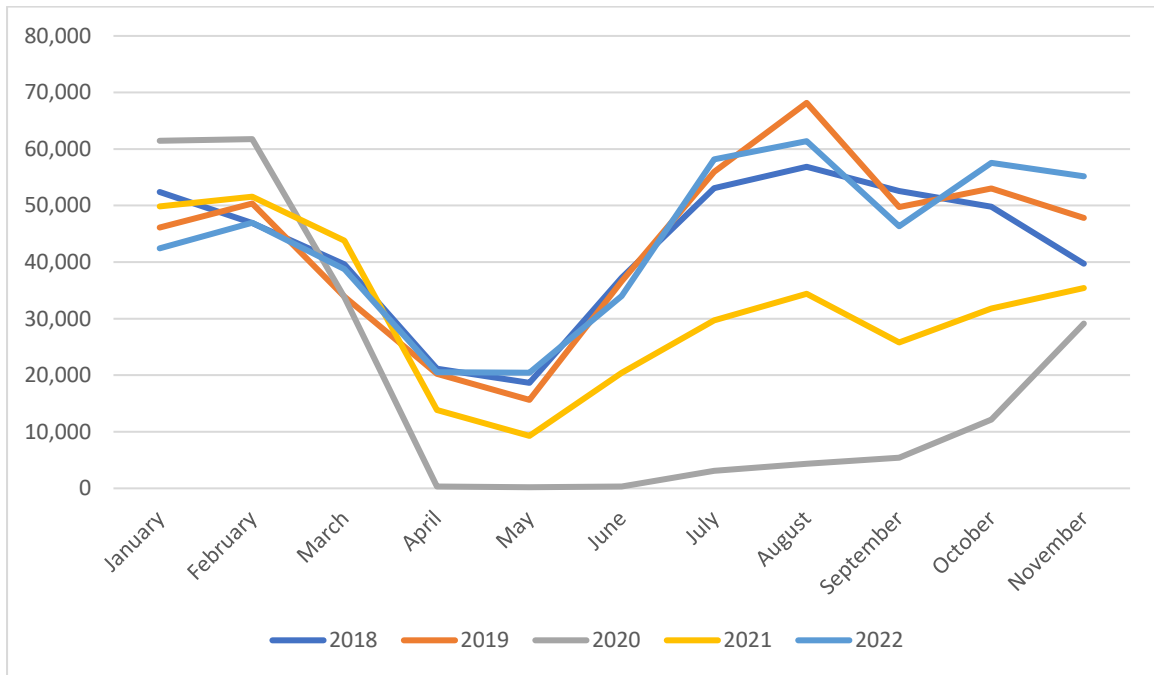
Source: OCGS, ZCT & Immigration Department, Zanzibar

Table 9: International Visitors by Nationality through Entry Points, January- November 2021 & 2022

Nationality	January- November 2021			January- November 2022					% Change, Jan-Nov 2021 and Jan-Nov 2022
	Number	% share	Rank	Number (Airport)	Number (Seaport)	Total Number	% Share	Rank	
EUROPE									
Scandinavian	5,820	1.7	14	15,370	1,614	16,984	3.5	9	191.8
British	10,008	2.9	9	23,746	3,872	27,618	5.7	5	176.0
German	14,656	4.2	7	35,745	3,064	38,809	8.1	3	164.8
Italian	5,926	1.7	13	27,332	987	28,319	5.9	4	377.9
French	32,790	9.5	3	58,220	3,392	61,612	12.8	1	87.9
Dutch	4,861	1.4	17	13,054	1,565	14,619	3.0	11	200.7
Belgium	6,504	1.9	11	9,497	1,032	10,529	2.2	15	61.9
Russian	69,750	20.2	1	4,868	489	5,357	1.1	19	-92.3
Turkish	2,375	0.7	20	3,645	0	3,645	0.8	22	53.5
Polish	33,202	9.6	2	40,070	446	40,516	8.4	2	22.0
Ukrainian	11,554	3.3	8	12,454	0	12,454	2.6	12	7.8
Czech Republic	5,781	1.7	15	16,335	241	16,576	3.4	10	186.7
Spanish	6,680	1.9	10	10,816	0	10,816	2.2	14	61.9
Other European	38,294	11.1		57,510	2,079	59,589	12.4		55.6
Subtotal	248,201	71.7		328,662	18781	347,443	72.1		40.0
ASIA									
Japanese	244	0.1	25	280	147	427	0.1	27	75.0
Chinese	1,066	0.3	23	1,062	1,083	2,145	0.4	24	101.2
Indian	6,478	1.9	12	4,730	2,438	7,168	1.5	17	10.7
Israeli	4,082	1.2	18	6,361	222	6,583	1.4	18	61.3
Other Asian	12,834	3.7		15,037	2,258	17,295	3.6		34.8
Subtotal	24,704	7.1		27470	6148	33618	7.0		36.1
AFRICA									
Kenyan	5,389	1.6	16	7,013	4,829	11,842	2.5	13	119.7
South African	15,909	4.6	6	20,108	0	20,108	4.2	7	26.4
Egyptian	3,242	0.9	19	3,495	648	4,143	0.9	21	27.8
Other African	17,818	5.1		19,014	6,073	25,087	5.2		40.8
Subtotal	42,358	12.2		49630	11550	61180	12.7		44.4
AMERICA									
American	17,620	5.1	5	14,753	4,223	18,976	3.9	8	7.7
Canadian	2,345	0.7	21	3,341	1,160	4,501	0.9	20	91.9
Other American	3,416	1		3,376	521	3,897	0.8		14.1
Subtotal	23,381	6.8		21470	5904	27374	5.7		17.1
OCEANIA									
Australian	1,242	0.4	22	1,108	643	1,751	0.4	25	16.7
New Zealand	258	0.1	24	378	208	586	0.1	26	-90.0
Subtotal	1,500	0.4		1486	851	2337	0.5		55.8
Not stated	5,874	1.7		2,211	7,620	9,831	2.0		
TOTAL	346,018	100		430,929	50,854	481,783	100		39.2

Source: OCGS, ZCT & Immigration Department, Zanzibar

Figure 5: International Visitors by Month, January- November, 2018 - 2022



Annex I:

Table 6: Visitors Arrival from Emerging Markets, November 2021, October 2022 and November 2022

Nationality	November 2021	October 2021	November 2022	% Change November 2021 and November 2022	% Change October 2022 and November 2022
Russian	486	770	778	60.1	1.0
Polish	4,728	2,911	3,620	-23.4	24.4
Ukrainian	2453	162	229	-90.7	41.4
Chinese	126	220	272	115.9	23.6
Indian	448	719	769	71.7	7.0
Israeli	204	1,350	433	112.3	-67.9
Total	8,445	6,132	6,101	-27.8	-0.5

Source: OCGS, ZCT & Immigration Department, Zanzibar

Annex II

Table 10: International Visitors by Month, 2018 - 2022

Month	2018	2019	2020	2021	2022
January	52,417	46,133	61,461	49,868	42,443
February	46,935	50,387	61,752	51,574	46,995
March	39,592	33,883	33,801	43,821	38,762
April	21,139	20,242	334	13,839	20,540
May	18,655	15,640	197	9,280	20,450
June	37,235	36,605	353	20,416	34,013
July	53,087	55,947	3,079	29,714	58,157
August	56,861	68,163	4,366	34,425	61,388
September	52,551	49,732	5,422	25,817	46,338
October	49,796	53,023	12,157	31,826	57,547
November	39,713	47,824	29,128	35,438	55,150
December	52,828	60,685	48,594	48,167	
Total	520,809	538,264	260,644	394,185	481,783

Source: OCGS, ZCT & Immigration Department, Zanzibar

Glossary

Information on the number of visitors, their nationality and age distribution are among the important economic indicators. Tourism industry has contributed significantly to the Zanzibar's economy and it is therefore necessary that such information is made available on a timely manner. This report provides detailed information on the age and sex distribution; mode of travel; nationality and regional distribution; and purpose of travel of visitors are also provided. The information was captured using the Arrival Declaration Cards on visitors who entered Zanzibar through both the airport and sea ports.

Definition and Concepts

Tourist: refers to any person travelling to a place other than that of his/her usual environment for less than 12 months and whose main purpose of the trip is other than the exercise of an activity remunerated from within the place visited. (According to the United Nations World Tourism Organization -UNWTO)

Visitor: refer to any person travelling to place other than that of his/her usual environment for less than twelve months and whose main purpose of trip is other than the exercise of an activity remunerated from within the place visited.

This release categories visitor into four groups in term of mode of transport:

- (i) International flight – comprising of visitors entered the country direct from abroad;
- (ii) Domestic flight – comprising of visitors entered Zanzibar via Tanzania Mainland;
- (iii) Cruise ship – comprising of visitors (**excursionist**) entered Zanzibar by cruise ship; and
- (iv) Sea ferries – comprising of visitors entered Zanzibar by using local sea boats.

For more clarifications please contact:

Office of the Chief Government Statistician

P.O. BOX 2321

Email: zanstat@ocgs.go.tz

Zanzibar Commission for Tourism

P.O.BOX 1410

Email: marketing@zanzibartourism.go.tz