



## **Tourism Release No.72**



**TOURISM STATISTICAL RELEASE**

**DECEMBER - 2022**

## TOURISM STATISTICS

Zanzibar recorded **66,720** international visitors in December 2022 which is an increase of **38.5** percent compared with **48,167** visitors recorded in December 2021 and increased by **21.0** percent compared with **55,150** visitors recorded in the preceding month (November 2022).

Tourists from Europe continued to dominate the market by accounting (**68.1** percent) of the total visitors in December 2022. In country wise, Italy dominated the Tourism market by accounting **12.9** percent of all visitors entered in December 2022, followed by French (**10.3** percent) while New Zealand recorded less than one percent which is the least. Other performances are as shown in (**Table 1**).

The data shows that **59,073** visitors equivalent to **88.5** percent of the total visitors entered through Airport, whereby **54,671** visitors of them entered by international flights and **4,402** by domestic flights. The remaining **7,647** visitors entered through seaport of whom **498** entered by cruise ship and **7,149** by Sea Ferries as shown in **Figure 1 & Table 2**.

Information on the purpose of visit (**Table 3**) shows that in December 2022, about **65,997** visitors equivalent to **98.9** percent came for holidays, **0.5** percent came for visiting friends and relatives and **0.6** percent came for other purposes.

**Table 4 & Figure 2** shows that **31,299** visitors (**46.9** percent) were male and **35,421** (**53.1** percent) were female. Male and Female increased by **11.4** and **30.9** percent respectively compared with the preceding month of November 2022.

The ages of the visitors were categorized into three broad groups: those younger than 15 years who are regarded as children, 15 to 64 years who are regarded as working age population, and 65 years and older are regarded as retirees. The overall results show that **6,059** (**9.1** percent) visitors were aged less than 15 years, **57,314** (**85.9** percent) were aged 15 to 64 years and **3,347** (**5.0** percent) were aged 65 years and older (**Figure 3 & Table 5**).

The visitors from emerging markets (Poland, India, Russia, Israel, China and Ukraine) increased by **15.3** percent compared with previous month. Other performances are shown in (**Figure 4 & Annex I: Table 6**).

**Table 7** shows that around one for every four visitors (**25.3** percent) stayed in the country for Seven days in December 2022. The overall average intended length of stay for visitors in December 2022 was eight nights.

The total of **650,721** bed-spaces was available in December 2022. Out of these bed-spaces, estimates of **542,565** beds were sold during December representing a bed occupancy rate of **83.4** percent (**Table 8**).

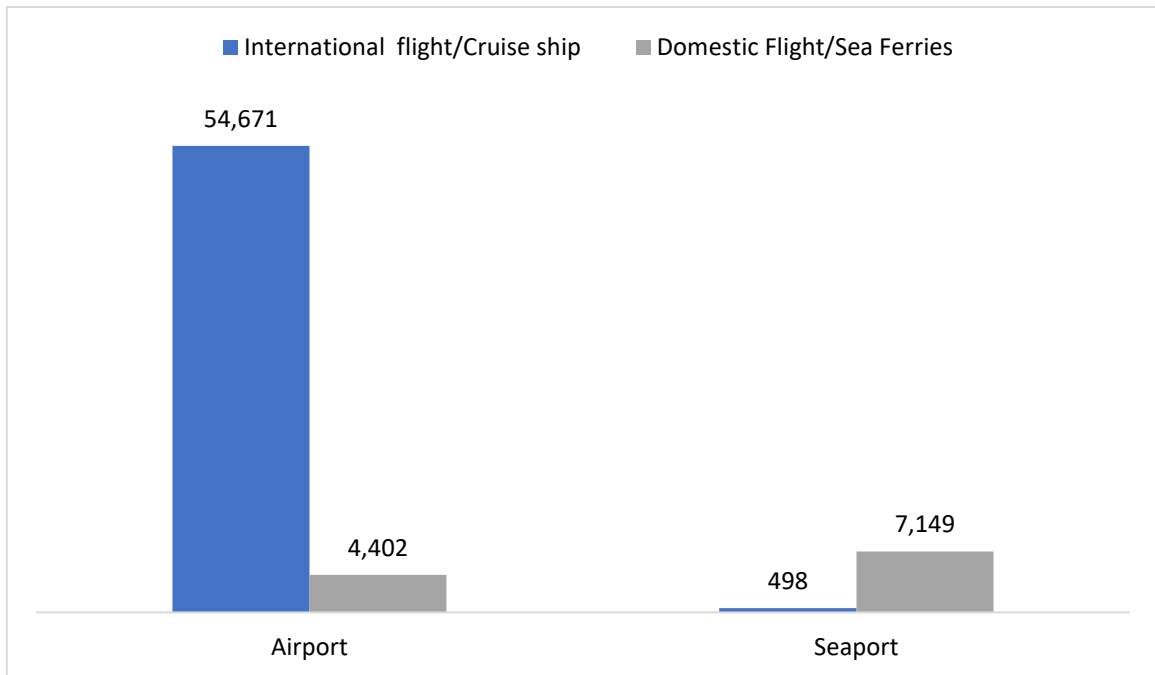
For the past twelve months, Zanzibar has received **548,503** visitors from January- December 2022 which is an increase of **39.1** percent compared with the corresponding months (January- December 2021). About **490,002** visitors entered through airport while **58,501** visitors entered through seaport. Most of visitors were from Europe (**71.6** percent). In country wise, France (**12.5** percent) was the leading market for the twelve months in Zanzibar tourism market (**Table 9**).

**Table1: International Visitors by Nationality, December 2021, November 2022 and December 2022**

Nationality	December-21			November-22			December-22			% Change, November 2022 and December 2022	% Change, December 2021 and December 2022
	Number	% Share	Rank	Number	% Share	Rank	Number	% Share	Rank		
<b>EUROPE</b>											
Scandinavian	1,287	2.7	10	2,865	5.2	6	2,586	3.9	8	-9.7	100.9
British	1,563	3.2	9	3,014	5.5	5	2,944	4.4	6	-2.3	88.4
German	2,014	4.2	6	4,124	7.5	3	4,825	7.2	3	17.0	139.6
Italian	748	1.6	13	5,308	9.6	2	8,609	12.9	1	62.2	1050.9
French	4,649	9.7	1	6,693	12.1	1	6,875	10.3	2	2.7	47.9
Dutch	882	1.8	12	1,711	3.1	8	1,740	2.6	11	1.7	97.3
Belgium	2,849	5.9	5	1,223	2.2	12	943	1.4	14	-22.9	-66.9
Russian	695	1.4	14	778	1.4	14	1,090	1.6	12	40.1	56.8
Turkish	137	0.3	21	305	0.6	20	342	0.5	20	12.1	149.6
Polish	3,723	7.7	3	3,620	6.6	4	3,946	5.9	5	9.0	6.0
Ukrainian	3,197	6.6	4	229	0.4	22	389	0.6	18	69.9	-87.8
Czech Republic	1,237	2.6	11	1,627	3.0	9	1,945	2.9	10	19.5	57.2
Spanish	590	1.2	15	1,091	2.0	13	896	1.3	15	-17.9	51.9
Other European	5,839	12.1		6,279	11.4		8,328	12.5		32.6	42.6
<b>Subtotal</b>	<b>29,410</b>	<b>61.1</b>		<b>38,867</b>	<b>70.5</b>		<b>45,458</b>	<b>68.1</b>		<b>17</b>	<b>55</b>
<b>ASIA</b>											
Japanese	19	0	24	91	0.2	24	117	0.2	23	28.6	515.8
Chinese	163	0.3	20	272	0.5	21	331	0.5	21	21.7	103.1
Indian	425	0.9	16	769	1.4	15	1,014	1.5	13	31.9	138.6
Israeli	85	0.2	22	433	0.8	17	265	0.4	22	-38.8	211.8
Other Asian	1,283	2.7		1,641	3.0		1,735	2.6		5.7	35.2
<b>Subtotal</b>	<b>1,975</b>	<b>4.1</b>		<b>3,206</b>	<b>5.8</b>		<b>3,462</b>	<b>5.2</b>		<b>8.0</b>	<b>75.3</b>
<b>AFRICA</b>											
Kenyan	1,634	3.4	8	1,613	2.9	10	2,927	4.4	7	81.5	79.1
South African	4,027	8.4	2	1,279	2.3	11	4,807	7.2	4	275.8	19.4
Egyptian	306	0.6	18	309	0.6	19	404	0.6	17	30.7	-88.9
Other African	3,652	7.6		3,395	6.2		3,496	5.2		3.0	-63.7
<b>Subtotal</b>	<b>9,619</b>	<b>20</b>		<b>6,596</b>	<b>12.0</b>		<b>11,634</b>	<b>17.4</b>		<b>76.4</b>	<b>20.9</b>
<b>AMERICA</b>											
American	1,749	3.6	7	2,235	4.1	7	2,494	3.7	9	11.6	672.1
Canadian	323	0.7	17	644	1.2	16	652	1.0	16	1.2	-73.7
Other American	2,476	5.1		767	1.4		425	0.6		-44.6	-90.7
<b>Subtotal</b>	<b>4,548</b>	<b>9.4</b>		<b>3,646</b>	<b>6.6</b>		<b>3,571</b>	<b>5.4</b>		<b>-2.1</b>	<b>-21.5</b>
<b>OCEANIA</b>											
Australian	165	0.3	19	380	0.7	18	346	0.5	19	-8.9	704.7
New Zealand	43	0.1	23	135	0.2	23	62	0.1	24	-54.1	-70.2
<b>Subtotal</b>	<b>208</b>	<b>0.4</b>		<b>515</b>	<b>0.9</b>		<b>408</b>	<b>0.6</b>		<b>-20.8</b>	<b>-83.0</b>
Not stated	2,407	5		2320	4.2		2,187	3.3			
<b>TOTAL</b>	<b>48,167</b>	<b>100</b>		<b>55,150</b>	<b>100.0</b>		<b>66,720</b>	<b>100.0</b>		<b>21.0</b>	<b>38.5</b>

Source: OCGS, ZCT & Immigration Department, Zanzibar

**Figure 1: International Visitors by Entry Points, December 2022**



Source: OCGS, ZCT & Immigration Department, Zanzibar

**Table 2: International Visitors by Nationality through Entry Points, December 2022**

Nationality	Airport			Seaport		
	International Flight	Domestic Flight	Total	Cruise Ship	Sea ferries	Total
<b>EUROPE</b>						
Scandinavian	2,289	148	2,437	11	138	149
British	2,371	209	2,580	46	318	364
German	4,088	366	4,454	23	348	371
Italian	7,752	758	8,510	10	89	99
French	6,201	486	6,687	12	176	188
Dutch	1,506	127	1,633	9	98	107
Belgium	817	52	869	7	67	74
Russian	1,020	46	1,066	4	20	24
Turkish	330	12	342	0	0	0
Polish	3,593	333	3,926	4	16	20
Ukrainian	371	18	389	0	0	0
Czech Republic	1,811	104	1,915	15	15	30
Spanish	841	55	896	0	0	0
Other Europeans	7,571	580	8,151	20	157	177
<b>Subtotal</b>	<b>40,561</b>	<b>3,294</b>	<b>43,855</b>	<b>161</b>	<b>1,442</b>	<b>1,603</b>
<b>ASIA</b>						
Japanese	75	7	82	2	33	35
Chinese	182	5	187	4	140	144
Indian	637	48	685	16	313	329
Israeli	232	18	250	4	11	15
Other Asians	1,431	118	1,549	12	174	186
<b>Subtotal</b>	<b>2,557</b>	<b>196</b>	<b>2,753</b>	<b>38</b>	<b>671</b>	<b>709</b>
<b>AFRICA</b>						
Kenyan	1,419	89	1,508	8	1411	1,419
South African	4,437	370	4,807	0	0	0
Egyptian	356	12	368	7	29	36
Other Africans	2,533	177	2,710	1	785	786
<b>Subtotal</b>	<b>8,745</b>	<b>648</b>	<b>9,393</b>	<b>16</b>	<b>2,225</b>	<b>2,241</b>
<b>AMERICA</b>						
American	1,620	183	1,803	227	464	691
Canadian	472	23	495	4	153	157
Other Americans	338	36	374	7	44	51
<b>Subtotal</b>	<b>2,430</b>	<b>242</b>	<b>2,672</b>	<b>238</b>	<b>661</b>	<b>899</b>
<b>OCEANIA</b>						
Australian	233	18	251	11	84	95
New Zealand	41	3	44	0	18	18
<b>Subtotal</b>	<b>274</b>	<b>21</b>	<b>295</b>	<b>11</b>	<b>102</b>	<b>113</b>
Not stated	104	1	105	34	2048	2,082
<b>TOTAL</b>	<b>54,671</b>	<b>4,402</b>	<b>59,073</b>	<b>498</b>	<b>7,149</b>	<b>7,647</b>

Source: OCGS, ZCT &amp; Immigration Department, Zanzibar

**Table 3: International Visitors by Nationality and Purpose of Visit, December 2022**

Nationality	Holidays	Visiting Friends and Relatives	Returning Residences	Prospective Resident	Seeking Employment	Temporary Employment	Business and Conference	In Transit	Others	Total
<b>EUROPE</b>										
Scandinavian	2,560	14	2	0	0	0	1	0	9	2,586
British	2,906	22	2	2	2	0	0	0	10	2,944
German	4,770	25	3	1	1	0	1	0	24	4,825
Italian	8,444	96	10	2	0	2	2	0	53	8,609
French	6,809	39	3	3	1	1	3	0	16	6,875
Dutch	1,725	5	0	0	1	0	2	1	6	1,740
Belgium	933	9	0	0	0	0	1	0	0	943
Russian	1,081	3	0	0	0	0	0	0	6	1,090
Turkish	341	1	0	0	0	0	0	0	0	342
Polish	3,920	5	7	1	0	0	4	0	9	3,946
Ukrainian	382	1	0	0	0	0	0	0	6	389
Czech Republic	1,927	5	0	0	1	0	4	2	6	1,945
Spanish	888	6	0	0	0	0	0	0	2	896
Other Europeans	8,249	30	6	3	1	0	0	0	39	8,328
<b>Subtotal</b>	<b>44,935</b>	<b>261</b>	<b>33</b>	<b>12</b>	<b>7</b>	<b>3</b>	<b>18</b>	<b>3</b>	<b>186</b>	<b>45,458</b>
<b>ASIA</b>										
Japanese	113	0	0	1	0	0	0	0	3	117
Chinese	330	0	0	1	0	0	0	0	0	331
Indian	1,004	6	0	1	0	2	0	0	1	1,014
Israeli	263	0	1	0	0	0	0	0	1	265
Other Asians	1,718	7	1	0	1	0	0	0	8	1,735
<b>Subtotal</b>	<b>3,428</b>	<b>13</b>	<b>2</b>	<b>3</b>	<b>1</b>	<b>2</b>	<b>0</b>	<b>0</b>	<b>13</b>	<b>3,462</b>
<b>AFRICA</b>										
Kenyan	2,905	1	0	2	1	1	0	0	17	2,927
South African	4,790	4	0	1	0	0	3	0	9	4,807
Egyptian	400	3	0	0	0	0	0	0	1	404
Other Africans	3,467	3	3	6	0	0	0	0	17	3,496
<b>Subtotal</b>	<b>11,562</b>	<b>11</b>	<b>3</b>	<b>9</b>	<b>1</b>	<b>1</b>	<b>3</b>	<b>0</b>	<b>44</b>	<b>11,634</b>
<b>AMERICA</b>										
American	2,474	7	2	3	0	0	0	0	8	2,494
Canadian	648	2	0	0	0	0	2	0	0	652
Other Americans	422	1	0	1	0	0	0	0	1	425
<b>Subtotal</b>	<b>3,544</b>	<b>10</b>	<b>2</b>	<b>4</b>	<b>0</b>	<b>0</b>	<b>2</b>	<b>0</b>	<b>9</b>	<b>3,571</b>
<b>OCEANIA</b>										
Australian	344	1	0	0	0	0	0	0	1	346
New Zealand	61	0	0	0	0	0	0	0	1	62
<b>Subtotal</b>	<b>405</b>	<b>1</b>	<b>0</b>	<b>0</b>	<b>0</b>	<b>0</b>	<b>0</b>	<b>0</b>	<b>2</b>	<b>408</b>
<b>Not stated</b>	<b>2,123</b>	<b>9</b>	<b>0</b>	<b>11</b>	<b>2</b>	<b>1</b>	<b>4</b>	<b>1</b>	<b>36</b>	<b>2,187</b>
<b>TOTAL</b>	<b>65,997</b>	<b>305</b>	<b>40</b>	<b>39</b>	<b>11</b>	<b>7</b>	<b>27</b>	<b>4</b>	<b>290</b>	<b>66,720</b>
<b>TOTAL PERCENT</b>	<b>98.9</b>	<b>0.5</b>	<b>0.1</b>	<b>0.1</b>	<b>0.0</b>	<b>0.0</b>	<b>0.0</b>	<b>0.0</b>	<b>0.4</b>	<b>100</b>

Source: OCGS, ZCT & Immigration Department, Zanzibar

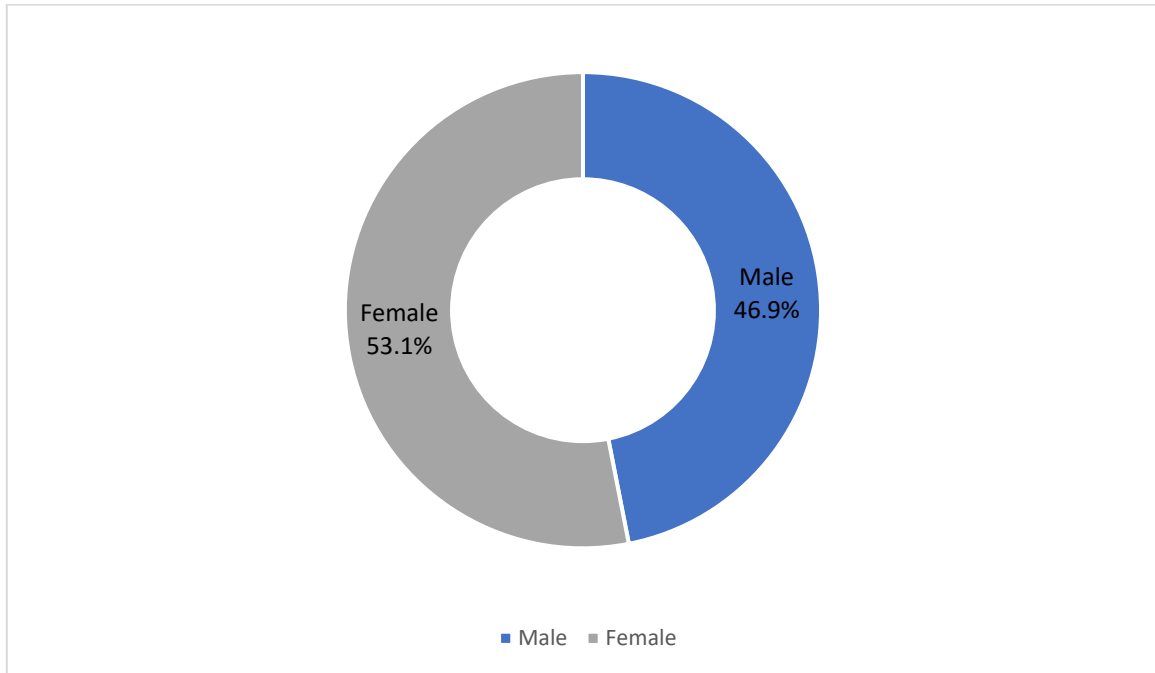
**Table 4: International Visitors by Nationality and Sex, December 2022**

Nationality	Male	Female	Total
<b>EUROPE</b>			
Scandinavian	1,214	1,372	2,586
British	1,414	1,530	2,944
German	2,377	2,448	4,825
Italian	4,035	4,574	8,609
French	3,111	3,764	6,875
Dutch	820	920	1,740
Belgium	327	616	943
Russian	483	607	1,090
Turkish	179	163	342
Polish	1,834	2,112	3,946
Ukrainian	143	246	389
Czech Republic	889	1,056	1,945
Spanish	363	533	896
Other European Country	3,804	4,524	8,328
<b>Subtotal</b>	<b>20,993</b>	<b>24,465</b>	<b>45,458</b>
<b>ASIA</b>			
Japanese	71	46	117
Chinese	152	179	331
Indian	541	473	1,014
Israeli	150	115	265
Other Asian	950	785	1,735
<b>Subtotal</b>	<b>1,864</b>	<b>1,598</b>	<b>3,462</b>
<b>AFRICA</b>			
Kenyan	1,356	1,571	2,927
South African	2,122	2,685	4,807
Egyptian	215	189	404
Other African	1,811	1,685	3,496
<b>Subtotal</b>	<b>5,504</b>	<b>6,130</b>	<b>11,634</b>
<b>AMERICA</b>			
American	1,167	1,327	2,494
Canadian	270	382	652
Other American	192	233	425
<b>Subtotal</b>	<b>1,629</b>	<b>1,942</b>	<b>3,571</b>
<b>OCEANIA</b>			
Australian	169	177	346
New Zealand	38	24	62
<b>Subtotal</b>	<b>207</b>	<b>201</b>	<b>408</b>
Not stated	1,102	1,085	2,187
<b>TOTAL DECEMBER, 2022</b>	<b>31,299</b>	<b>35,421</b>	<b>66,720</b>
<b>TOTAL NOVEMBER 2022</b>	<b>28,092</b>	<b>27,058</b>	<b>55,150</b>
<b>TOTAL PERCENT</b>	<b>46.9</b>	<b>53.1</b>	<b>100</b>
<b>% CHANGE, NOVEMBER 2022 and DECEMBER 2022</b>	<b>11.4</b>	<b>30.9</b>	<b>21.0</b>

Source: OCGS, ZCT &amp; Immigration Department, Zanzibar

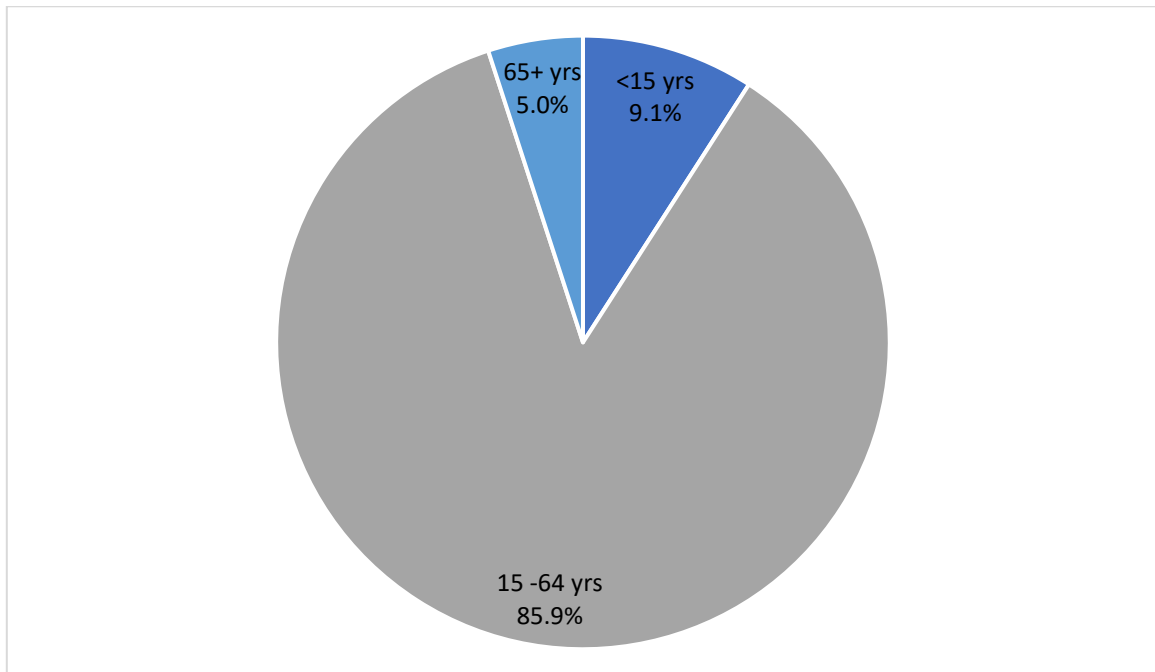


**Figure 2: International Visitors by Sex, December 2022**



Source: OCGS, ZCT & Immigration Department, Zanzibar

**Figure 3: International Visitors by Categorized Age, December 2022**



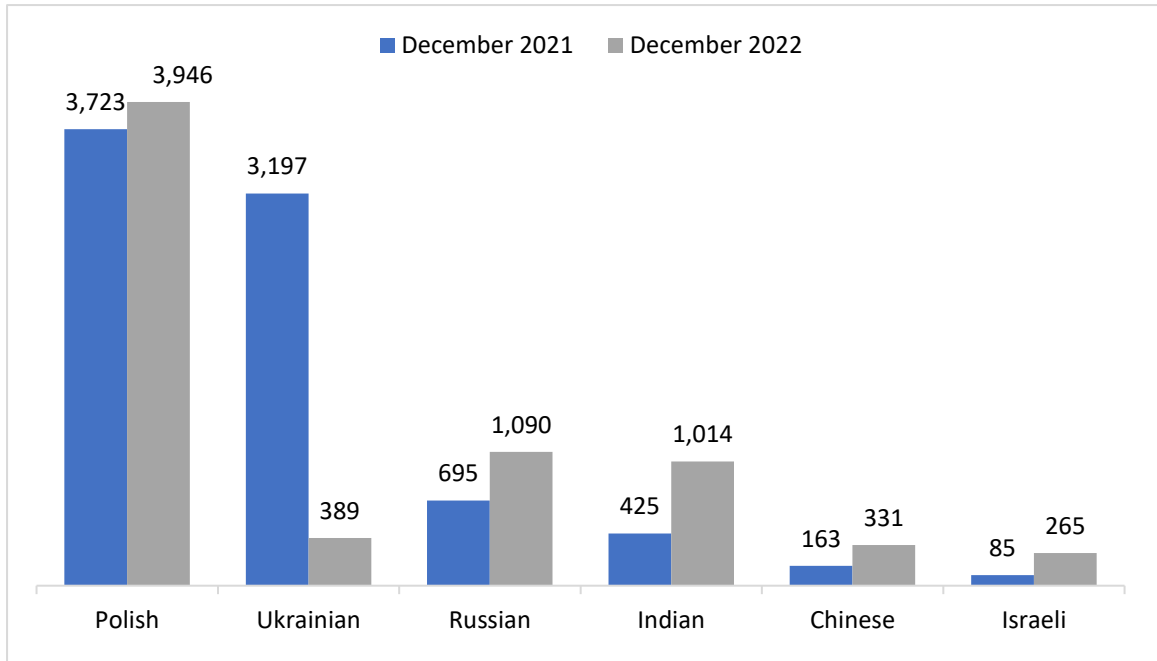
Source: OCGS, ZCT & Immigration Department, Zanzibar

**Table 6: International Visitors by Nationality and Categorized Age, December 2022**

Nationality	<15 yrs	15 -64 yrs	65+ yrs	Total
<b>EUROPE</b>				
Scandinavian	281	2,144	161	2,586
British	327	2,427	190	2,944
German	236	4,279	310	4,825
Italian	797	7,229	583	8,609
French	695	5,795	385	6,875
Dutch	182	1,477	81	1,740
Belgium	94	796	53	943
Russian	108	959	23	1,090
Turkish	36	306	-	342
Polish	335	3,407	204	3,946
Ukrainian	30	347	12	389
Czech Republic	166	1,645	134	1,945
Spanish	65	785	46	896
Other European	694	7,249	385	8,328
<b>Subtotal</b>	<b>4,046</b>	<b>38,845</b>	<b>2,567</b>	<b>45,458</b>
<b>ASIA</b>				
Japanese	7	107	3	117
Chinese	22	304	5	331
Indian	126	853	35	1,014
Israeli	26	229	10	265
Other Asian	150	1,498	87	1,735
<b>Subtotal</b>	<b>331</b>	<b>2,991</b>	<b>140</b>	<b>3,462</b>
<b>AFRICA</b>				
Kenyan	387	2,427	113	2,927
South African	442	4,230	135	4,807
Egyptian	33	354	17	404
Other African	319	3,125	52	3,496
<b>Subtotal</b>	<b>1,181</b>	<b>10,136</b>	<b>317</b>	<b>11,634</b>
<b>AMERICA</b>				
American	226	2,104	164	2,494
Canadian	65	509	78	652
Other American	23	376	26	425
<b>Subtotal</b>	<b>314</b>	<b>2,989</b>	<b>268</b>	<b>3,571</b>
<b>OCEANIA</b>				
Australian	27	304	15	346
New Zealand	2	59	1	62
<b>Subtotal</b>	<b>29</b>	<b>363</b>	<b>16</b>	<b>408</b>
<b>Not stated</b>	158	1,990	39	2,187
<b>TOTAL</b>	<b>6,059</b>	<b>57,314</b>	<b>3,347</b>	<b>66,720</b>
<b>TOTAL PERCENT</b>	<b>9.1</b>	<b>85.9</b>	<b>5.0</b>	<b>100</b>

Source: OCGS, ZCT & Immigration Department, Zanzibar

**Figure 4: Visitors Arrival from Emerging Markets, December 2022**



Source: OCGS, ZCT & Immigration Department, Zanzibar

**Table 7: Intended Length of Stay and Sex of International Visitors, December 2022**

Intended Length of Stay	Number of Arrival			Percentage Share	Total Nights		
	Male	Female	Total		Male	Female	Total
1	433	286	719	1.1	433	286	719
2	564	529	1,093	1.6	1,128	1,058	2,186
3	1,020	970	1,990	3.0	3,060	2,910	5,970
4	1,134	1,122	2,256	3.4	4,536	4,488	9,024
5	2,894	2,913	5,807	8.7	14,470	14,565	29,035
6	3,613	7,994	11,607	17.4	21,678	47,964	69,642
7	8,465	8,400	16,865	25.3	59,255	58,800	118,055
8	2,735	2,851	5,586	8.4	21,880	22,808	44,688
9	2,605	2,683	5,288	7.9	23,445	24,147	47,592
10	2,076	2,122	4,198	6.3	20,760	21,220	41,980
11	940	931	1,871	2.8	10,340	10,241	20,581
12	1,000	989	1,989	3.0	12,000	11,868	23,868
13	461	399	860	1.3	5,993	5,187	11,180
14	1,116	1,028	2,144	3.2	15,624	14,392	30,016
15	577	573	1,150	1.7	8,655	8,595	17,250
16	261	247	508	0.8	4,176	3,952	8,128
17	176	152	328	0.5	2,992	2,584	5,576
18	198	187	385	0.6	3,564	3,366	6,930
19	104	82	186	0.3	1,976	1,558	3,534
20	167	166	333	0.5	3,340	3,320	6,660
21	179	172	351	0.5	3,759	3,612	7,371
22	51	72	123	0.2	1,122	1,584	2,706
23	57	88	145	0.2	1,311	2,024	3,335
24	34	34	68	0.1	816	816	1,632
25	48	60	108	0.2	1,200	1,500	2,700
26	30	39	69	0.1	780	1,014	1,794
27	27	41	68	0.1	729	1,107	1,836
28	42	46	88	0.1	1,176	1,288	2,464
29	30	24	54	0.1	870	696	1,566
30	237	189	426	0.6	7,110	5,670	12,780
31+	25	32	57	0.1	775	992	1,767
<b>Total</b>	<b>31,299</b>	<b>35,421</b>	<b>66,720</b>	<b>100.0</b>	<b>258,953</b>	<b>283,612</b>	<b>542,565</b>
	Intended Average Length of Stay <sup>1</sup>				<b>8.3</b>	<b>8.0</b>	<b>8.1</b>

Source: OCGS, ZCT & Immigration Department, Zanzibar

<sup>1</sup> The average intended length of stay is determined by dividing the number of visitor nights by the number of international visitors

**Table 8: International Visitors' nights and Estimated Bed Occupancy Rate, December 2022**

Length of Stay	Number of visitors	Percentage Share	Total Nights
1	719	1.1	719
2	1,093	1.6	2,186
3	1,990	3.0	5,970
4	2,256	3.4	9,024
5	5,807	8.7	29,035
6	11,607	17.4	69,642
7	16,865	25.3	118,055
8	5,586	8.4	44,688
9	5,288	7.9	47,592
10	4,198	6.3	41,980
11	1,871	2.8	20,581
12	1,989	3.0	23,868
13	860	1.3	11,180
14	2,144	3.2	30,016
15	1,150	1.7	17,250
16	508	0.8	8,128
17	328	0.5	5,576
18	385	0.6	6,930
19	186	0.3	3,534
20	333	0.5	6,660
21	351	0.5	7,371
22	123	0.2	2,706
23	145	0.2	3,335
24	68	0.1	1,632
25	108	0.2	2,700
26	69	0.1	1,794
27	68	0.1	1,836
28	88	0.1	2,464
29	54	0.1	1,566
30	426	0.6	12,780
31+	57	0.1	1,767
<b>Total</b>	<b>66,720</b>	<b>100.0</b>	<b>542,565</b>
<b>Number of beds available in December, 2022</b>			<b>650,721</b>
<b>Bed Occupancy Rate</b>			<b>83.4</b>

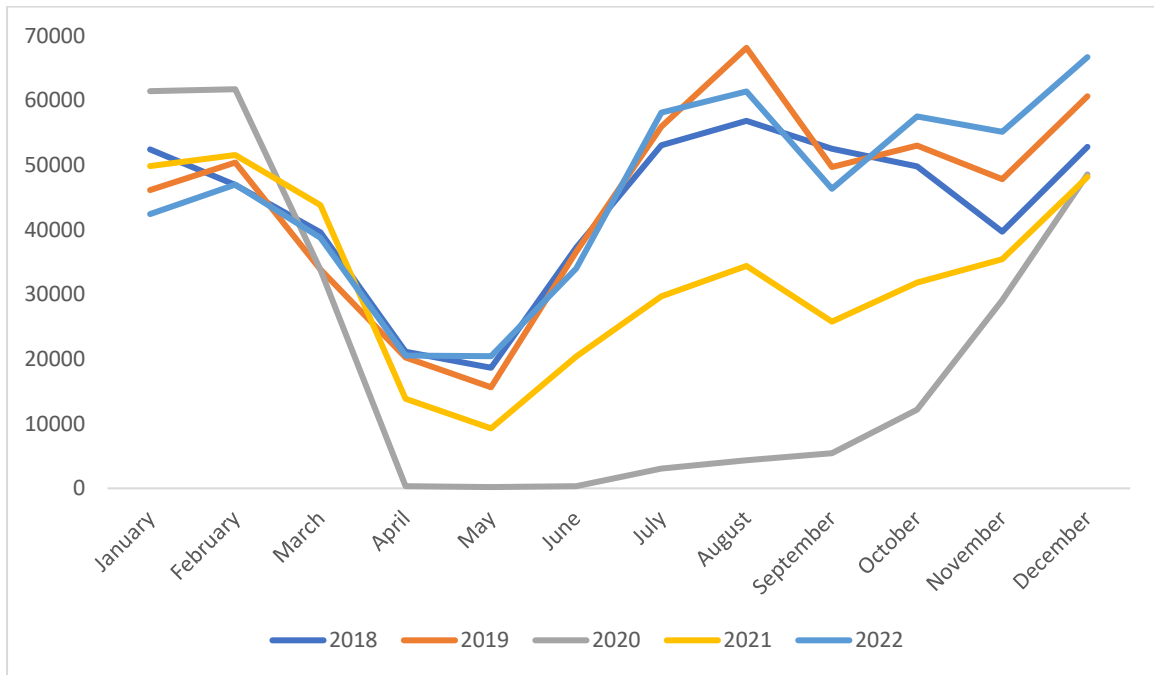
Source: OCGS, ZCT &amp; Immigration Department, Zanzibar

**Table 9: International Visitors by Nationality through Entry Points, January- December 2021 & 2022**

Nationality	January- December 2021			January- December 2022					% Change, Jan-Dec 2021 and Jan-Dec 2022
	Number	% share	Rank	Number (Airport)	Number (Seaport)	Total Number	% Share	Rank	
<b>EUROPE</b>									
Scandinavian	7,107	1.8	12	17,807	1,763	19,570	3.6	9	175.4
British	11,571	2.9	9	26,326	4,236	30,562	5.6	5	164.1
German	16,670	4.2	7	40,199	3,435	43,634	8.0	3	161.8
Italian	6,674	1.7	16	35,842	1,086	36,928	6.7	4	453.3
French	37,439	9.5	2	64,907	3,580	68,487	12.5	1	82.9
Dutch	5,743	1.5	17	14,687	1,672	16,359	3.0	11	184.9
Belgium	9,353	2.4	10	10,366	1,106	11,472	2.1	16	22.7
Russian	70,445	17.9	1	5,934	513	6,447	1.2	19	-90.8
Turkish	2,512	0.6	21	3,987	0	3,987	0.7	22	58.7
Polish	36,925	9.4	3	43,996	466	44,462	8.1	2	20.4
Ukrainian	14,751	3.7	8	12,843	0	12,843	2.3	13	-12.9
Czech Republic	7,018	1.8	14	18,250	271	18,521	3.4	10	163.9
Spanish	7,270	1.8	11	11,712	0	11,712	2.1	15	61.1
Other European	44,133	11.2		65,661	2,256	67,917	12.4		53.9
<b>Subtotal</b>	<b>277,611</b>	<b>70.4</b>		<b>372,517</b>	<b>20384</b>	<b>392,901</b>	<b>71.6</b>		<b>41.5</b>
<b>ASIA</b>									
Japanese	263	0.1	25	362	182	544	0.1	27	106.8
Chinese	1,229	0.3	23	1,249	1,227	2,476	0.5	24	101.5
Indian	6,903	1.8	15	5,415	2,767	8,182	1.5	17	18.5
Israeli	4,167	1.1	18	6,611	237	6,848	1.2	18	64.3
Other Asian	14,117	3.6		16,586	2,444	19,030	3.5		34.8
<b>Subtotal</b>	<b>26,679</b>	<b>6.8</b>		<b>30223</b>	<b>6857</b>	<b>37080</b>	<b>6.8</b>		<b>39.0</b>
<b>AFRICA</b>									
Kenyan	7,023	1.8	13	8,521	6,248	14,769	2.7	12	110.3
South African	19,936	5.1	5	24,915	0	24,915	4.5	7	25.0
Egyptian	3,548	0.9	19	3,863	684	4,547	0.8	21	28.2
Other African	21,470	5.4		21,724	6,859	28,583	5.2		33.1
<b>Subtotal</b>	<b>51,977</b>	<b>13.2</b>		<b>59023</b>	<b>13791</b>	<b>72814</b>	<b>13.3</b>		<b>40.1</b>
<b>AMERICA</b>									
American	19,369	4.9	6	16,556	4,914	21,470	3.9	8	10.8
Canadian	2,668	0.7	20	3,836	1,317	5,153	0.9	20	93.1
Other American	5,892	1.5		3,750	572	4,322	0.8		-26.6
<b>Subtotal</b>	<b>27,929</b>	<b>7.1</b>		<b>24142</b>	<b>6803</b>	<b>30945</b>	<b>5.6</b>		<b>10.8</b>
<b>OCEANIA</b>									
Australian	1,407	0.4	22	1,359	738	2,097	0.4	25	22.8
New Zealand	301	0.1	24	422	226	648	0.1	26	-92.2
<b>Subtotal</b>	<b>1,708</b>	<b>0.4</b>		<b>1781</b>	<b>964</b>	<b>2745</b>	<b>0.5</b>		<b>60.7</b>
Not stated	8,281	2.1		2,316	9,702	12,018	2.2		
<b>TOTAL</b>	<b>394,185</b>	<b>100</b>		<b>490,002</b>	<b>58,501</b>	<b>548,503</b>	<b>100</b>		<b>39.1</b>

Source: OCGS, ZCT & Immigration Department, Zanzibar

**Figure 5: International Visitors by Month, January- December, 2018 - 2022**



## Annex I:

**Table 6: Visitors Arrival from Emerging Markets, December 2021, November 2022 and December 2022**

Nationality	December 2021	November 2022	December 2022	% Change December 2021 and December 2022	% Change November 2022 and December 2022
Russian	695	778	1,090	56.8	40.1
Polish	3,723	3,620	3,946	6.0	9.0
Ukrainian	3197	229	389	-87.8	69.9
Chinese	163	272	331	103.1	21.7
Indian	425	769	1,014	138.6	31.9
Israeli	85	433	265	211.8	-38.8
<b>Total</b>	<b>8,288</b>	<b>6,101</b>	<b>7,035</b>	<b>-15.1</b>	<b>15.3</b>

Source: OCGS, ZCT & Immigration Department, Zanzibar

## Annex II

**Table 10: International Visitors by Month, 2018 - 2022**

Month	2018	2019	2020	2021	2022
January	52,417	46,133	61,461	49,868	42,443
February	46,935	50,387	61,752	51,574	46,995
March	39,592	33,883	33,801	43,821	38,762
April	21,139	20,242	334	13,839	20,540
May	18,655	15,640	197	9,280	20,450
June	37,235	36,605	353	20,416	34,013
July	53,087	55,947	3,079	29,714	58,157
August	56,861	68,163	4,366	34,425	61,388
September	52,551	49,732	5,422	25,817	46,338
October	49,796	53,023	12,157	31,826	57,547
November	39,713	47,824	29,128	35,438	55,150
December	52,828	60,685	48,594	48,167	66,720
<b>Total</b>	<b>520,809</b>	<b>538,264</b>	<b>260,644</b>	<b>394,185</b>	<b>548,503</b>

Source: OCGS, ZCT & Immigration Department, Zanzibar



## **Glossary**

Information on the number of visitors, their nationality and age distribution are among the important economic indicators. Tourism industry has contributed significantly to the Zanzibar's economy and it is therefore necessary that such information is made available on a timely manner. This report provides detailed information on the age and sex distribution; mode of travel; nationality and regional distribution; and purpose of travel of visitors are also provided. The information was captured using the Arrival Declaration Cards on visitors who entered Zanzibar through both the airport and sea ports.

### **Definition and Concepts**

**Tourist:** refers to any person travelling to a place other than that of his/her usual environment for less than 12 months and whose main purpose of the trip is other than the exercise of an activity remunerated from within the place visited. (According to the United Nations World Tourism Organization -UNWTO)

**Visitor:** refer to any person travelling to place other than that of his/her usual environment for less than twelve months and whose main purpose of trip is other than the exercise of an activity remunerated from within the place visited.

This release categories visitor into four groups in term of mode of transport:

- (i) International flight – comprising of visitors entered the country direct from abroad;
- (ii) Domestic flight – comprising of visitors entered Zanzibar via Tanzania Mainland;
- (iii) Cruise ship – comprising of visitors (**excursionist**) entered Zanzibar by cruise ship; and
- (iv) Sea ferries – comprising of visitors entered Zanzibar by using local sea boats.

### **For more clarifications please contact:**

*Office of the Chief Government Statistician*

*P.O. BOX 2321*

*Email: zanstat@ocgs.go.tz*

*Zanzibar Commission for Tourism*

*P.O.BOX 1410*

*Email: marketing@zanzibartourism.go.tz*