



REVOLUTIONARY GOVERNMENT OF ZANZIBAR

ZANZIBAR CRIME AND CIVIL STATISTICS REPORT 2023



**THE OFFICE OF THE CHIEF GOVERNMENT
STATISTICIAN ZANZIBAR**

**ZANZIBAR CRIME AND CIVIL STATISTICS REPORT
2023**

MAY, 2024

Preface

This is the six Zanzibar Crime and Civil Statistics (ZCCS) report produced by the Office of the Chief Government Statistician (OCGS). The OCGS under Act No. 9 of 2007 is mandated to provide relevant, reliable and timely official crime and civil statistics to support evidence-based policy formulation and monitor the development outcomes. Data in this publication covers the period of five years, 2019 to 2023. Crime and Civil statistics attempt to provide statistical measures of crimes and civil in the society. These statistics are further aimed at providing information for use in the monitoring and evaluation of the Zanzibar Development Plan (ZADEP) as well as the Sustainable Development Goals (SDGs).

This Crime and Civil Statistics report presents detailed statistics on offences reported; court cases and inmate and remand statistics. The information was compiled based on standards, definitions and classifications in accordance with international principles and guidelines.

The information in this report are administrative data collected from Police Headquarter Zanzibar (PHQZ), Judiciary of Zanzibar and Institute of Education for Offenders, Zanzibar (IEO).

This report will meet the needs of policy makers, researchers, academicians, social advocates and other relevant stakeholders to formulate policies and strategies as well as track changes on various dimensions of socio-economic conditions in Zanzibar.

I, therefore urge all stakeholders and beneficiaries of this report to make use of it effectively and ultimately contribute to the improvement of law enforcement agencies.

.....
Salum Kassim Ali
Chief Government Statistician
Zanzibar.

Acknowledgement

This report was produced in collaborative effort of four (4) stakeholders. Therefore, the successful completion of the Crime and Civil Statistics report 2023 was made possible by joint effort of institution and individuals whose participation in highly appreciated.

Firstly, we wish to extends our appreciations to the Revolution Government of Zanzibar for provide the financial support for implementation of this report.

I wish to deliver special thanks to the OCGS technical staffs for their fully participation data analysis report writing and reviewing report. In addition, I wish to extend a special word of thanks to the authors of this report including; Ms. Sabina R. Daima, M.s Ramla Hassan Pandu, M.s Asha M. Mahfoudh and Ahmada H. Suleiman.

I do appreciate the substantial contributions made by data compiler A/INSP Said Ali Said and CPL Abdallah Iddi Juma from Police Headquarter-Zanzibar, ASP Salum Msabaha Ali from Institute of Education for Offenders and Mr. Ali Athumani Said from Judiciary of Zanzibar. Indeed, it is not easy to mention everyone bur few deserve special appreciation goes to those who are playing in crucial roles during data collection, compilation and processing. All these people worked tirelessly to ensure that Crime and Civil Statistics report was successful.

Finally, it's my expectation that information provided in this report is useful to decision making, planning, monitoring and evaluation of programme and development agenda.

.....

Fahima Mohammed Issa,

Director of Social Statistics Department

The Office of the Chief Government Statistician

Zanzibar.

TABLE OF CONTENTS

Preface	iv
Acknowledgement.....	v
TABLE OF CONTENTS.....	vi
LIST OF TABLES.....	ix
LIST OF FIGURES	xi
LIST OF ACRONOMY	xii
EXECUTIVE SUMMARY	13
CHAPTER ONE: INTRODUCTION	15
1.1 Introduction.....	15
1.2 Coverage	15
1.3 Concept and Definition of the Terms	16
CHAPTER TWO: OFFENCES.....	20
2.1 Introduction.....	20
2.2 Offences.....	20
2.3 Traffic Cases	22
2.4 Offences against Persons	9
2.5 Offences against Property.....	10
2.6 Offences against Tranquility	12
2.7 Trend of Cases.....	13
2.8 (a). Property Stolen and Recovered	14
2.8 (b). Suspects against Property Stolen	16
2.9 Victims and Suspects against Humanity	18
2.10 Suspects against Tranquility	20
CHAPTER THREE: COURT CASES	22
3.1 Introduction.....	22
3.2 Court Cases.....	22
3.3 High Court Criminal Cases.....	23
3.3.1 Criminal Appeal.....	24
3.3.2 Criminal Application.....	25
3.4 Civil Cases in High Court.....	26

3.4.1	Civil Appeals in High Court	28
3.5	Regional Magistrate Courts	30
3.5.1	Criminal Cases	30
3.5.1.1	Regional Magistrate Courts	30
3.5.1.2	Civil Cases at Regional Magistrate Court	35
3.6	Juvenile Court	36
3.7	District Magistrate Court	37
3.7.1	Criminal Cases in the District Magistrate Courts	37
3.7.2	Civil Cases in the District Magistrate Courts	41
3.8	Primary Magistrate Courts	41
3.8.1	Criminal Cases	41
3.8.2	Civil Cases in Primary Courts	45
3.9	Crime Rate	46
3.10	Kadhi's Court	47
3.10.1	District Kadhi's Court	48
3.10.1.1	Civil Case Divorces at District Kadhi's Court	48
3.10.1.2	Civil Cases on Islamic Law of Succession	49
3.10.1.3	Civil Appeal Divorce	50
3.10.1.4	Civil Appeal (Islamic Law of Succession and Maintenance /Custody of Children)	50
	CHAPTER FOUR: INMATE AND REMAND STATISTICS	52
4.1	Introduction	52
4.2	The Institute of Education for Offenders	52
4.3	Inmates and Remands in Institute of Education Offenders	53
	ANNEX 1: ADDITIONAL TABLES	58
	ANNEX II: COVERAGE	69
	ANNEX III: LIST OF CONTRIBUTORS	71

LIST OF TABLES

Table 2. 1: Number of Offences Reported by Type and Districts; 2019 – 2023	21
Table 2. 2: Number of Traffic Cases by Type and District, 2019 – 2023	23
Table 2. 3: Number of Reported Offences against Persons; 2019 – 2023	9
Table 2. 4: Offences against Property Reported, 2019 – 2023	11
Table 2. 5: Number of Offences Reported against Tranquility, 2019 – 2023	12
Table 2. 6: Number and Percentage of Criminal Cases Reported; 2019– 2023.....	13
Table 2. 7: Number of Offences against Property Stolen, amount of Property stolen and Recovered by District, 2022- 2023	15
Table 2. 8: Number of Suspect against Property Stolen and Recovered by District 2021 - 2023.....	17
Table 2. 9: Number of Victims and Suspect by Sex and Types of Offences, 2021– 2023	19
Table 2. 10: Number of Suspects by Sex and Types of Tranquility, 2020- 2022	21
Table 3. 1: Number of Criminal Cases, 2019-2023	23
Table 3. 2: Distribution of filed Cases in the High Court by Types of Offences; 2019-2023	23
Table 3. 3: Number of Criminal Appeals at High Courts, 2019-2023	24
Table 3. 4: Number of appellants by Age Group and Sex, 2019-2023	24
Table 3. 5: Number of Criminal Applications 2019-2023	25
Table 3. 6: Number of Criminal Applicants by Age group and Sex, 2018-2022	26
Table 3. 7: Civil Cases at the High Court, 2019 – 2023	26
Table 3. 8: Number of Complainants and Defendants, 2019-2023.....	27
Table 3. 9: Number of Civil Appeals 2019– 2023	28
Table 3. 10: Number of Appellants and Defendants by Age Group Sex, 2019-2023	29
Table 3. 11: Number of Criminal Cases – Regional Courts, 2019-2023	30
Table 3. 12: Number of Criminal Cases at the Regional Magistrates Court by Type of Offences, 2019-2023	32
Table 3. 13: Number of Accused by Age Group, Region and Sex, 2019-2023	34
Table 3. 14: Civil Cases in the Regional Court, 2019-2023	36

Table 3. 15: Number of Criminal Cases at the Juvenile Court, 2019-2023 37

Table 3. 16: Number of Criminal Cases at the District Magistrate Court, 2018-2022..... 38

Table 3. 17: Number of Criminal cases by District Magistrate Courts; 2019-2023..... 38

Table 3. 18: Distribution of Criminal Cases by District and Type of Offences 2022-2023 40

Table 3. 19: Number of Civil Cases at the District Magistrate Courts, 2019-2023 41

Table 3. 20: Number of Criminal Cases in Primary Magistrate Court, 2019-2023 42

Table 3. 21: Number of Criminal Cases in Primary Magistrate Courts, 2019-2023..... 42

Table 3. 22: Number of Criminal cases in Primary Magistrate Courts, 2022-2023..... 44

Table 3. 23: Number of Civil cases in Primary Magistrate Courts, 2019-2023..... 45

Table 3. 24: Number of Civil Cases in Primary Magistrate Courts by District, 2019-2023 45

Table 3. 25: Number of Claims in the Primary Magistrate Courts by Type, 2019-2023 46

Table 3. 26: Crime Rate by Region, 2019-2023 47

Table 3. 27: Number of Divorces, 2019-2023 48

Table 3. 28: Number of Civil Cases on Islamic Law of Succession, 2019-2023..... 49

Table 3. 29: Number of Divorce Cases at Appeal Kadhi’s Court, 2019-2023 50

Table 3. 30: Number of Appeal Cases at the Appellate Kadhi’s Court, 2019-2023..... 51

Table 4. 1: Number of Inmates by Age group and Sex, 2019-2023..... 53

Table 4. 2: Number of Inmates by Duration of Sentence Served and Sex, 2019-2023..... 54

Table 4. 3: Number of Remands by Age group and Sex, 2019- 2023 55

Table 4. 4: Number of Juvenile Inmates and Remands, 2019- 2023 55

Table 4. 5: Number of Inmates who given Vocational Training, 2019-2023 56

Table 4. 6: Number of Inmates who are Pardon by Presidential and Court Discharge by Sex, 2019 - 2023. 57

LIST OF FIGURES

Figure 2. 1: Number of Reported Offences against Persons; 2019-2023	10
Figure 2. 2: Number of Offences Reported Against Property, 2019– 2023.....	11
Figure 3. 1: Number of accused by Age group, 2022-2023	33
Figure 3. 2: Number of Cases and Accused in 2019– 2023.....	35
Figure 4. 1: Number of Inmates by Age group and Sex, 2022-2023	53
Figure 4. 2: Number of Inmates who got Presidential Pardon and Court Discharge by Sex, 2022- 2023	57

LIST OF ACRONOMY

IEO	Institute of Education for Offenders
MDAs	Ministry, Department and Agencies
OCGS	Office of the Chief Government Statistician
PHQZ	Police Headquarter Zanzibar
SDGs	Sustainable Development
URT	United Republic of Tanzania
ZADEP	Zanzibar Development Plan

EXECUTIVE SUMMARY

A total of 22,844 offence cases were reported in 2023. Mjini district the highest number of offence (6,874 cases) in 2023. Offences against property reported highest (9,345 cases).

A total of 38,791 traffic cases were reported in 2023. Majority of cases were minor cases (38,598 cases). The number of traffic cases increased by 72.0 percent from 22,547 traffic reported cases in 2022 to 38,791 traffic reported cases in 2023.

The number of criminal cases reported in 2023 was 3,041 of which 1,020 cases (33.5 percent) were disposed and 2,021 (66.5 percent) were continuing means that either pending in court or under investigation.

Offences against property stolen was 8,400 cases, which cause the loss of TZS 9,770,599,374. The value of recovered property was TZS 779,240,100, equivalent to 8.0 percent of the total loss value. Mjini district reported highest number of offences against properties stolen accounted to 2,797 which is worth TZS 3,024,843,300 and TZS 256,015,000 value of recovered property.

Cases filed in high court for year 2023 was 83 where by 13 cases were decided. Drugs trafficking cases records the highest number accounted 58 cases. The number of filed cases decreased from 145 in 2022 to 83 in 2023.

Regional Magistrate Courts filed cases in 2023 was 1,139 cases, Mjini Magharibi region leading by having 624 cases. The highest offence recorded were rape (203 cases). About 54.3 percent (618 cases) of the filed cases were decided and 45.7 percent (521 cases) were pending before the court. Criminal cases filed at the Juvenile court in 2023 was 121 cases.

Criminal cases filed at District Magistrate Courts in 2023 was 891, of which 546 were decided. The number of civil cases filed in District courts in 2023 was 49, with 14 decided

cases.

Criminal filed in Primary Magistrate Courts in 2023 was 1,976, there were 1,910 decided cases and 66 cases were pending before the court. Civil cases in Primary Magistrate Courts in 2023 was 481.

The overall crime rate in 2023 was 212 crimes per 100,000 populations. Region with a highest crime rate was Kusini Unguja with 250 crimes per 100,000 populations.

Kadhi's courts in 2023 filed 1,534 Divorce cases, of which 966 were decided and 568 were pending before the court. Civil cases on Islamic law of succession filed 694 cases in 2023.

The total number of inmates in 2023 was 520, out of which 510 were male and 10 were female. Majority observed in aged 18 – 35 with 363 inmates. Most of the inmates 197 served three months and below. The total number of juvenile inmates in 2023 was 12 all were boys.

The total number of remands in 2023 was 1,224, of which 1,201 were males and 23 were females. The larger number of remands (865) aged between 18-35. The total number of juvenile remands in 2023 was 18 all were boys.

The inmates who were participated in vocational training was 508 whereby 501 were males and seven (7) were females. Most of inmates participated in Construction (118 inmates).

CHAPTER ONE: INTRODUCTION

1.1 Introduction

Crime and Civil statistics attempt to provide statistical measures of crimes in the society. Given that crime is usually secretive by nature, its measurements are difficult. Several methods are used for capturing crime and civil statistics including household surveys, hospital and insurance records and others.

Crime and Civil statistics report compiled data from enforcement agencies; the main institutions for data are Police, Judiciary and Institute of Education for Offenders.

Crime rate is a useful statistical indicator for many purposes, such as evaluating the effectiveness of crime prevention measures or the relative safety of a particular city or place. Crime rate statistics are commonly used to advocate for or against a policy designed to deal with crime.

1.2 Coverage

The main sources of the information's in Judiciary are:-

- High Court of Zanzibar
- Regional Magistrate Court
- District Magistrate Court
- Primary Magistrate Court
- Kadhi's Court

The main source of the information's in Police Headquarter are:-

- Regional Police Post
- District Police Post

The main source of the information's in and Institute of Education for Offenders are:-

- Central Correctional Facility
- Zonal Correctional Facility

1.3 Concept and Definition of the Terms

Assault means physical attack against the body of another person resulting in serious injury, excluding indecent/sexual, threats and slapping/punching 'Assault' leading to death should also be excluded.

Burglary means gaining unauthorized access to a part of building/dwelling or other premises, including by use of force, with the intent to steal goods (breaking and entering). "Burglary" should include, where possible, theft from a house, apartment or other dwelling place, factory, shop or office, from a military establishment, or by using false keys. It should exclude theft from a car, from a container, from a vending machine, from a parking meter and from a fenced meadow/compound.

Car theft means the removal of a Motor Vehicle without the consent of the owner, excluding motorcycles, commercial buses, Lorries, construction and agricultural vehicles.

Correctional facility means a public building used for the confinement of people convicted of serious crimes. In law, Correctional facility means any prison, penitentiary, penal facility, jail, detention unit, or other facility in which persons are incarcerated by government and corrections program are provided.

Crime Rate means the number of criminal cases divided by population per hundred thousand

Cultural Property means property which, on religious or secular grounds, is considered as being of importance for archaeology, prehistory, history, literature, art or science and which belongs to one of the following categories: Rare collections of fauna, flora, minerals and anatomy and objects of paleontological interest, property relating to history, products of archaeological excavations, antiquities, property of artistic interest, rare manuscripts and old books, documents and publications, archives, old musical instruments, and articles of furniture more than one hundred years old.

Domestic burglary/housebreaking means theft from a house, apartment or other dwelling place.

Drug-Related Crimes means all intentional acts that involve the cultivation, production, manufacture, extraction, preparation, offering for sale, distribution, purchase, and sale, delivery on any terms whatsoever, brokerage, dispatch, transit dispatch, transport,

importation, exportation, and possession or trafficking of internationally controlled drugs.

Drug Possession/Use means drug offences related to drug use or possession for use.

Drug Trafficking means drug offences, which are not in connection with personal use

Identified Victims of Trafficking in Persons means persons identified as having been recruited transported, transferred, harbored or received for the purposes of exploitation in accordance with the above definition of Trafficking in Persons.

Illicit Trafficking in Cultural Property means the illicit import, export or transfer of ownership of Cultural Property.

Imprisonment means a custodial sentence incurred for an offence, the act of confining someone in a prison. In law, Imprisonment the act of putting somebody in prison or in another place from which they cannot escape.

Inmate, means person under convicted

Kidnapping means unlawfully detaining a person or persons against their will (including through the use of force, threat, fraud or enticement) for the purpose of demanding for their liberation an illicit gain or any other economic gain or other material benefit, or in order to oblige someone to do or not to do something. Kidnapping” excludes disputes over child custody.

Motor Vehicle theft means the removal of a motor vehicle without the consent of the owner of the vehicle. ‘Motor Vehicle’ includes all land vehicle with an engine that run on the road, including cars, motorcycles, buses, construction and agricultural vehicles.

Offender means a person convicted of committing a crime after reaching the legal procedures. In prison, law is a someone who has violated a criminal or moral law:

Persons Brought before the Criminal Courts means persons brought before any legal body authorized to pronounce a conviction under national criminal law, whether the person is finally acquitted or convicted.

Persons Convicted means persons found guilty by any legal body authorized to pronounce a conviction under national criminal law, whether or not the conviction was later upheld. The total number of persons convicted should include persons convicted of serious special law offences but excludes persons convicted of minor road traffic offences and other petty offences.

Prison means an institution for the confinement of persons who have been remanded (held) in custody by a judicial authority or who have been deprived of their liberty following conviction for a crime to be punished. *The act of detaining people in legal custody*

Prisons, Penal Institutions or Correctional Institutions or Rehabilitation Center means all public institutions where persons are deprived of their liberty. The institutions may include, but are not limited to, penal, correctional, and psychiatric facilities under the prison administration. "

Rape means sexual intercourse without valid consent.

Rehabilitation means the process of re-educating and preparing those who have committed a crime, to re-enter society as a law-abiding citizen. In law is using rehabilitative measures rather than punishment to address criminals in the prison system. The goal is to address all of the underlying root causes of crime in order to ensure inmates will be able to live a crime-free lifestyle once they are released from prison.

Remand, means person who waiting to be sentenced (pronounced judgment on)

Robbery means theft of property from a person, overcoming by forces or threat of force. Where possible the category "robbery" should include muggings (bag snatching) and theft with violence, but should exclude pocketing and extortion.

Sentence means a prison time ordered after conviction, a sentence includes all fines, community service, restitution or other punishment, or terms of probation. In law, a sentence is the punishment for a crime ordered by a trial court after conviction in a criminal procedure, normally at the conclusion of a trial.

Sexual violence means rape and sexual assault, including sexual offences against children.

Sexual offences against children means natural sexual crimes committed against minors of age.

Theft means depriving a person or organization of property without force with the intent to keep it. This excludes Burglary, housebreaking, Robbery, and theft of a motor vehicle, which are recorded separately.

Trafficking in Persons means the recruitment, transportation, transfer, harboring or receipt of persons, by means of threat or use of force or other forms of coercion, of

abduction, of fraud, of deception, of abuse of power or position of vulnerability or of giving or receiving payments or benefits to achieve the consent of a person having control over another person, for the purpose of exploitation. Reference may be made to the provisions of the Protocol to prevent, suppress, and punish trafficking in persons, supplementing the United Nations Convention against Transnational Organized Crime. Data on smuggling of migrants should be excluded.

CHAPTER TWO: OFFENCES

2.1 Introduction

This chapter presents the information on offences statistics for 2023. It covers the offences reported such as traffic cases, offences against persons, property and tranquility in Zanzibar. In addition the chapter entail data collected from 2019-2023.

2.2 Offences

A total of 22,844 offences were reported in 2023 with higher proportion of minor cases (19,779 of the total cases) than serious cases (3,065 cases). District wise, the highest number of offences occurred in Mjini with 6,874 offences, which is equivalent to 30.1 percent of the total offences followed by Magharibi “A” with 5,027 offences (22.0 percent). The least number of cases was reported in Micheweni district with 238 offences equivalent to 1.0 percent of the total offences reported.

The number of offences increased from 12,258 in 2022 to 22,844 in 2023 whereby serious cases decreased by 4.0 percent from 3,192 cases in 2022 to 3,065 cases in 2023 and minor cases increased by 1.2 from 9,066 cases to 19,779 cases at the same period.

Table 2. 1: Number of Offences Reported by Type and Districts; 2019 – 2023

District	2023			2022			2021			2020			2019		
	Serious	Minor	Total	Serious	Minor	Total	Serious	Minor	Total	Serious	Minor	Total	Serious	Minor	Total
Kaskazini Unguja	482	1,753	2,235	383	663	1,046	337	359	696	294	443	737	371	483	854
Kaskazini 'A'	233	1,100	1,333	200	399	599	122	136	258	111	146	257	153	166	319
Kaskazini 'B'	249	653	902	183	264	447	215	223	438	183	297	480	218	317	535
Kusini Unguja	422	1,289	1,711	547	767	1,314	440	416	856	467	464	931	163	221	384
Kati	286	736	1,022	337	417	754	310	283	593	292	326	618	67	38	105
Kusini	136	553	689	210	350	560	130	133	263	175	138	313	96	183	279
Mjini Magharibi	1,579	14,700	16,279	1,613	5,981	7,594	1,186	1,876	3,062	1,757	3,587	5,344	1,087	1,272	2,359
Mjini	507	6,367	6,874	549	2,689	3,238	336	652	988	633	1,854	2,487	355	472	827
Magharibi 'A'	489	4,538	5,027	472	1,628	2,100	395	435	830	533	554	1,087	410	405	815
Magharibi 'B'	583	3,795	4,378	592	1,664	2,256	455	789	1,244	591	1,179	1,770	322	395	717
Kaskazini Pemba	282	865	1,147	377	756	1,133	304	490	794	336	589	925	278	505	783
Wete	207	702	909	294	135	429	206	342	548	251	424	675	209	382	591
Micheweni	75	163	238	83	621	704	98	148	246	85	165	250	69	123	192
Kusini Pemba	300	1,172	1,472	272	899	1,171	313	474	787	355	594	949	210	417	627
Chake Chake	210	800	1,010	89	200	289	206	247	453	231	323	554	126	231	357
Mkoani	90	372	462	183	699	882	107	227	334	124	271	395	84	186	270
Zanzibar	3,065	19,779	22,844	3,192	9,066	12,258	2,580	3,615	6,195	3,209	5,677	8,886	2,109	2,898	5,007

2.3 Traffic Cases

A total of 38,791 traffic cases were reported in 2023 with higher proportion of minor cases (38,598 of the total cases) than serious cases (193). District wise, the highest number of traffic cases observed in Kati with 7,780 cases (20.1 percent of the total cases) followed by Magharibi “B” with 5,314 cases (13.7 percent).

The least number of cases reported in Micheweni district with 484 cases equivalent to 1.2 percent of the total cases reported. For serious cases, the leading districts are Magharibi “A” and Kati districts accounted for 32 and 31 cases, respectively.

The total number of cases increased by 72.0 percent from 22,547 traffic cases in 2022 to 38,791 traffic cases in 2023 whereby serious cases increased by 12.0 percent from 172 to 193 cases while minor cases increased by 73.0 percent from 22,375 to 38,598 cases at the same period.

Table 2. 2: Number of Traffic Cases by Type and District, 2019 – 2023

District	2023			2022			2021			2020			2019		
	Serious	Minor	Total	Serious	Minor	Total	Serious	Minor	Total	Serious	Minor	Total	Serious	Minor	Total
Kaskazini Unguja	38	8,923	8,961	55	4,257	4,312	50	3,033	3,083	49	2,652	2,701	30	3,695	3,725
Kaskazini 'A'	16	4861	4877	24	2,151	2,175	23	1260	1283	20	1,056	1,076	11	1302	1313
Kaskazini 'B'	22	4,062	4,084	31	2,106	2,137	27	1,773	1,800	29	1,596	1,625	19	2,393	2,412
Kusini Unguja	44	10,257	10,301	36	4,014	4,050	52	2,165	2,217	46	2,725	2,771	47	3,153	3,200
Kati	31	7,749	7,780	24	3,192	3,216	35	1,586	1,621	28	2,370	2,398	35	2,640	2,675
Kusini	13	2508	2521	12	822	834	17	579	596	18	355	373	12	513	525
Mjini Magharibi	61	15,416	15,477	46	10,332	10,378	66	8,575	8,641	163	8,761	8,924	177	9,359	9,536
Mjini	7	4,964	4,971	10	3,309	3,319	15	2,626	2,641	46	3,497	3,543	62	3,680	3,742
Magharibi 'A'	32	5,160	5,192	20	2,977	2,997	34	2,008	2,042	75	1,965	2,040	58	2,962	3,020
Magharibi 'B'	22	5,292	5,314	16	4,046	4,062	17	3,941	3,958	42	3,299	3,341	57	2,717	2,774
Kaskazini Pemba	30	1,874	1,904	21	1905	1926	19	2,333	2,352	29	2547	2576	32	439	471
Micheweni	11	473	484	8	476	484	7	449	456	5	677	682	7	301	308
Wete	19	1,401	1,420	13	1429	1442	12	1,884	1,896	24	1870	1894	25	138	163
Kusini Pemba	20	2,128	2,148	14	1,867	1,881	29	1,953	1,982	29	2,658	2,687	25	2,178	2,203
Mkoani	10	1,041	1,051	3	1029	1,032	16	1,167	1,183	6	885	891	11	997	1,008
Chake Chake	10	1,087	1,097	11	838	849	13	786	799	23	1,773	1,796	14	1,181	1,195
Total	193	38,598	38,791	172	22,375	22,547	216	18,059	18,275	316	19,343	19,659	311	18,824	19,135

2.4 Offences against Persons

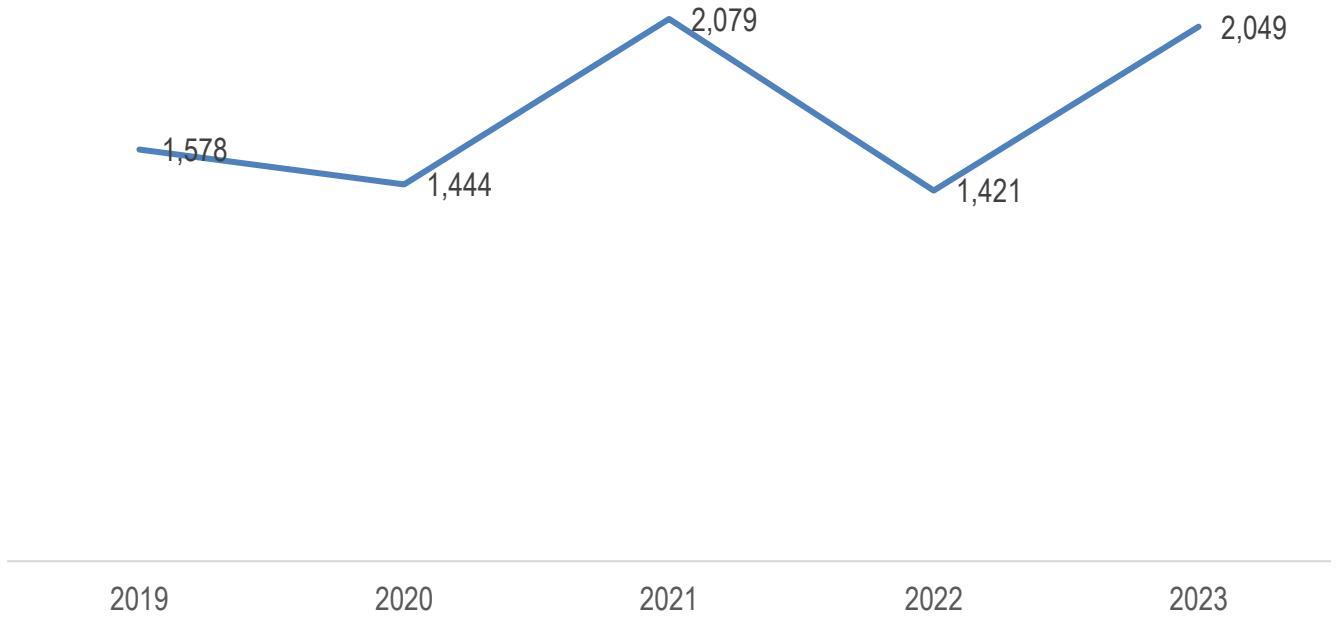
The data show that the total number of offences against persons reported was 2,049. The offences, which occurred frequently in 2023, were rape to girls and Assault. Rape to girls recorded the highest number (824 offences) which accounted for 40.2 percent of all offences reported followed by Assault accounted 376 cases (18.4 percent).

The number of offences against persons in 2023 increased to 2,049 offences from 1,421 offences in 2022 (31.6 percent). Rape to girls offences increased by 40.9 percent from 585 offences recorded in 2022 to 824 offences in 2023. Assault increased by 20.1 percent from 125 in 2022 to 376 offences in 2023 (Table 2.3 and Figure 2.1).

Table 2. 3: Number of Reported Offences against Persons; 2019 – 2023

Offences	2023	2022	2021	2020	2019
Murder	44	34	41	33	34
Attempt suicide	40	22	4	3	6
Rape (18 years and above)	95	62	58	64	57
Rape to girl (under 18 years)	824	585	563	507	594
Gang Rape	4	4	0	0	1
Attempt to Rape	9	2	4	0	10
Sodomize	246	200	177	103	157
Interference Against Nature	90	88	83	46	8
Child Desertion	2	3	1	3	1
Child stealing	0	0	0	3	0
Abduction	109	84	95	150	180
Assaults	376	125	939	458	426
Indecent Assault	210	212	114	74	104
Total	2,049	1,421	2,079	1,444	1,578

Figure 2. 1: Number of Reported Offences against Persons; 2019-2023



2.5 Offences against Property

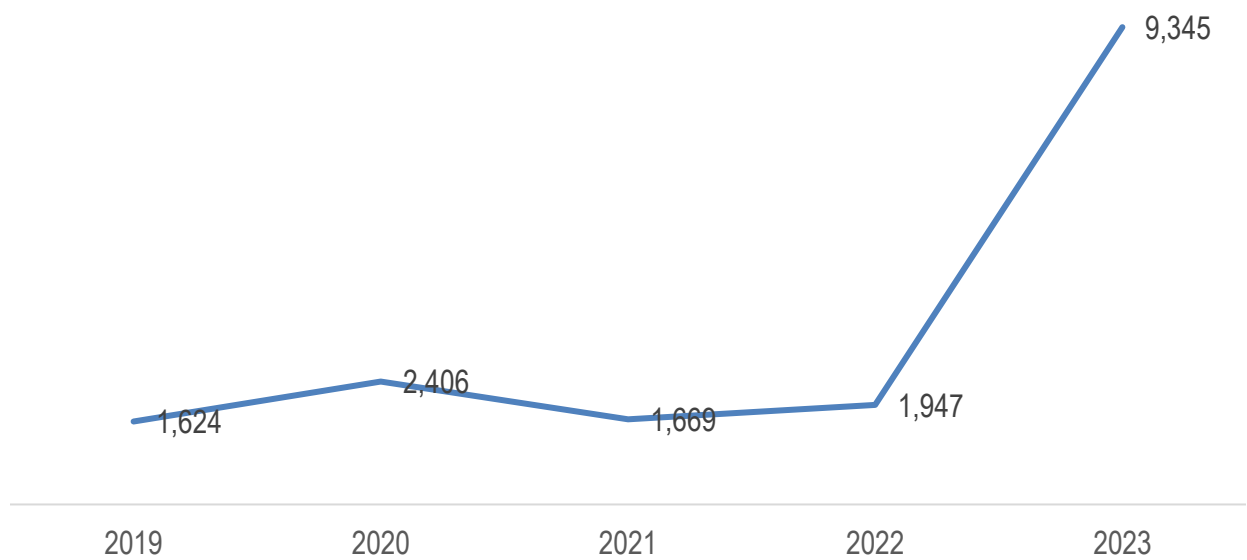
The data show that, the total number of offences against property reported was 9,345 in 2023. Theft recorded the highest number of 7,075 offences, which accounted for 75.7 percent of all offences reported followed by Breaking and Burglary with 833 offences (8.9 percent) and Theft of motor cycle with 334 offences (3.6 percent).

Theft offences increased to 7,075 offences in 2023 compared to 344 offences recorded in 2022. Breaking and Burglary increased by 9.9 percent from 758 offences in 2022 to 833 offences in 2023, followed by Theft of motor cycle, which increased by 86.6 percent from 179 offences in 2022 to 334 offences in 2023.

Table 2. 4: Offences against Property Reported, 2019 – 2023

Offence	2023	2022	2021	2020	2019
Armed Robbery	0	0	0	0	0
Robbery with Violence	0	80	103	181	98
Breaking and Burglary	833	758	628	1094	508
Theft starts at 10 million shillings	26	13	4	1	8
Arson	39	25	29	39	30
Fire Accident	44	52	25	36	4
Theft of motor cycle	334	179	118	203	41
Stealing of Motor Vehicle	0	6	3	6	6
Theft	7,075	344	383	462	479
Theft Against Crop	702	276	240	228	334
Cattle stealing	244	162	94	122	90
Counterfeits bank note	6	7	0	0	10
Theft of Local Government	0	0	7	0	4
Crime Against Government	7	25	13	22	4
Theft of Public Agencies	7	2	2	0	3
forgery	28	18	20	12	5
Total	9,345	1,947	1,669	2,406	1,624

Figure 2. 2: Number of Offences Reported Against Property, 2019– 2023



2.6 Offences against Tranquility

A total number of offences against tranquility reported was 92 in 2023. Unlawful possession of Local Liquor offence recorded the highest number of 54 offences, which accounted for 58.7 percent of all offences reported, followed by Trading without License with 23 offences (25.0 percent).

The number of offences against tranquility in 2023 decreased by 72.4 percent compared with that of previous year. Unlawful possession of Local Liquor also decreased by 21.7 percent from 69 offences in 2022 to 54 offences 2023. Trading without License increased to 23 offences in 2023 from 0 offences recorded in 2022 (Table 2.5).

Table 2. 5: Number of Offences Reported against Tranquility, 2019 – 2023

Tranquility	2023	2022	2021	2020	2019
Possession of Cocaine	0	1	0	2	1
Possession of Heroine	0	12	233	199	79
Possession of Cannabises	0	224	308	263	225
Possession of Khat	0	3	0	4	3
Possession of Valium	0	1	0	7	2
Smuggling	0	0	0	4	0
Unlawful possession of Government Trophies	0	21	0	0	0
Bribery and Corruption	0	1	0	0	0
Unlawful possession of Local Liquor	54	69	104	124	79
Unlawful possession of manufacturing instrument of local liquor	1	1	5	8	3
Trading without License	23	0	0	0	0
Illegal Tour Guiding	1	0	0	0	0
Cutting trees without permit	13	0	0	0	0
Retaining with Plastic bag	0	0	0	0	2
Total	92	333	650	611	394

Note: Drugs cases are controlled by Zanzibar Drugs Control and Enforcement Authority.

2.7 Trend of Cases

The number of criminal cases reported in 2023 was 3,041 of which 1,020 cases (33.5 percent) were disposed and 2,021 (66.5 percent) were continuing means that either pending in court or under investigation. Only 3.2 percent of all cases had been disposed as convicted cases and 26.3 percent were closed. Majority of the cases (56.7 percent) are still under investigation. The number of criminal cases decreased by 4.8 percent from 3,194 cases in 2022 to 3,041 in 2023, (Table 2.6).

Table 2. 6: Number and Percentage of Criminal Cases Reported; 2019– 2023

Cases	2023		2022		2021		2020		2019	
	Cases	Percent	Cases	Percent	Cases	Percent	Cases	Percent	Cases	Percent
Disposed Cases										
Convicted	96	3.2	268	8.4	154	3.0	258	2.9	127	1.9
Acquitted	123	4.0	210	6.6	171	3.4	252	2.8	69	1.0
Closed	801	26.3	473	14.8	1,355	26.7	1,832	20.6	1,019	15.0
Sub total	1,020	33.5	951	29.8	1,676	33.1	2,342	26.3	1,215	17.9
Continued Cases										
Pending in court	297	9.8	824	25.8	140	2.8	1,274	14.3	579	8.5
Under investigation	1724	56.7	1,406	44.0	3,251	64.1	5,293	59.4	5,004	73.6
Under Investigation in Zanzibar Drugs Control and Enforcement Authority	0	0.0	13	0.4	0	0	0	0	0	0.0
Sub total	2,021	66.5	2,243	70.2	3,391	66.9	6,567	73.7	5,583	82.1
Grand total	3,041	100	3,194	100	5,067	100	8,909	100	6,798	100

2.8 (a). Property Stolen and Recovered

The total offences against property stolen in 2023 was 8,400 cases, which cause the loss of TZS 9,770,599,374. The value of recovered property was TZS 779,240,100, equivalent to 8.0 percent of the total loss value.

In 2023, Mjini district reported highest number of offences against properties stolen accounted to 2,797 (33.3 percent) which is worth TZS 3,024,843,300 and TZS 256,015,000 value of recovered property. Mkoani district has lowest with 95 cases (1.1 percent) which is worth TZS 33,224,000 and 7,604,000 value of recovered property. The total number of offences against property stolen and recovered in 2023 increased compared to 2022 (Table 2.7).

Table 2. 7: Number of Offences against Property Stolen, amount of Property stolen and Recovered by District, 2022- 2023

District	2023				2022			
	Total cases	Properties stolen	Properties recovered	Percentage Recovered	Total cases	Properties Cases	Properties recovered	Percentage Recovered
Kaskazini Unguja	664	1,353,986,875	49,150,000	3.6	297	473,536,497	27,128,000	5.7
Kaskazini 'A'	414	925,465,375	3,000,000	0.3	181	234,831,250	6,000,000	2.6
Kaskazini 'B'	250	428,521,500	46,150,000	10.8	116	238,705,247	21,128,000	8.9
Kusini Unguja	628	1,037,732,613	40,131,000	3.9	707	2,473,807,353	40,481,001	1.6
Kati	380	474,629,532	19813000	4.2	227	439,341,200	25,031,001	5.7
Kusini	248	563,103,081	20,318,000	3.6	480	2,034,466,153	15,450,000	0.8
Mjini Magharibi	6,483	6,992,471,186	654,804,000	9.4	2,551	4,749,198,212	567,925,801	12
Mjini	2,797	3,024,843,300	256,015,000	8.5	1150	2,073,639,750	285,709,000	13.8
Magharibi 'A'	1,931	2,182,431,340	184,815,000	8.5	602	738,396,556	48,266,801	6.5
Magharibi 'B'	1,755	1,785,196,546	213,974,000	12.0	799	1937161906	233,950,000	12.1
Kaskazini Pemba	399	216,292,500	14,011,100	6.5	248	252,713,501	19,849,000	7.9
Wete	303	181,691,100	12,400,000	6.8	217	171,439,500	16,119,000	9.4
Micheweni	96	34,601,400	1,611,100	4.7	31	81,274,001	3,730,000	4.6
Kusini Pemba	226	170,116,200	21,144,000	12.4	233	387,497,050	41,064,600	10.6
Chake chake	131	136,892,200	13,540,000	9.9	187	317,013,950	32,829,800	10.4
Mkoani	95	33,224,000	7,604,000	22.9	46	70,483,100	8,234,800	11.7
Total	8,400	9,770,599,374	779,240,100	8.0	4,036	8,336,752,613	696,448,402	8.4

2.8 (b). Suspects against Property Stolen

The total offences reported in 2023 was 8,400 with total number 3,115 of suspected persons,

Majority of suspect were males (2,972 person) as compared to female (143 person). Mjini district recorded the highest number of suspect with 752 (24.1 percent) of the total suspects against property stolen while Mkoani recorded the least with 24 suspect (0.8 percent).

The number of suspected persons against property stolen increased by 85.2 percent from 1, 682 persons in 2022 compared to 3,115 persons in 2023. Suspected male increased by 83.5 percent from 1,622 persons in 2022 to 2,972 persons in 2023 and female suspect increased from 60 persons to 143 persons respectively (Table 2.8).

Table 2. 8: Number of Suspect against Property Stolen and Recovered by District 2021 - 2023

Region	2023				2022				2021			
	Total cases	Suspect			Total cases	Suspect			Total cases	Suspect		
		Male	Female	Total		Male	Female	Total		Male	Female	Total
Kaskazini Unguja	664	361	10	371	297	139	4	143	132	132	0	132
Kaskazini 'A'	414	222	10	232	181	76	4	80	68	68	0	68
Kaskazini 'B'	250	139	0	139	116	63	0	63	64	64	0	64
Kusini Unguja	628	279	15	294	707	159	2	161	199	197	0	197
Kati	380	131	6	137	227	91	2	93	150	148	0	148
Kusini	248	148	9	157	480	68	0	68	49	49	0	49
Mjini Magharibi	6,483	2,026	118	2,144	2,551	962	46	1,008	574	562	12	574
Mjini	2,797	712	40	752	1150	530	18	548	170	168	2	170
Magharibi 'A'	1,931	709	36	745	602	151	7	158	195	185	10	195
Magharibi 'B'	1,755	605	42	647	799	281	21	302	209	209	0	209
Kaskazini Pemba	399	147	0	147	248	122	5	127	158	144	10	154
Wete	303	120	0	120	217	105	5	110	116	104	10	114
Micheweni	96	27	0	27	31	17	0	17	42	40	0	40
Kusini Pemba	226	159	0	159	233	240	3	243	104	95	2	97
Chake Chake	131	135	0	135	187	199	3	202	60	55	0	55
Mkoani	95	24	0	24	46	41	0	41	44	40	2	42
Total	8,400	2,972	143	3,115	4,036	1,622	60	1,682	1,167	1,130	24	1,154

2.9 Victims and Suspects against Humanity

The total of 2,054 victims and 2,061 suspects were recorded in 2023. Female comprises higher number of victims (1,524 persons) while male comprises higher number of suspect (1,924 persons). Rape to girl cases recorded the highest number of victims (822 persons) and suspects (826 persons) followed by Assaults victims (376 persons) and suspects (376 persons).

The number of victims decreased by 44.7 percent from 1,419 persons in 2022 to 2,054 persons in 2023 and suspects increased by 55.4 percent from 1,326 persons in 2022 to 2,061 persons in 2023. Female victims increased by 39.8 percent from 1,090 persons in 2022 to 1,524 persons in 2023 (Table 2.9).

Table 2. 9: Number of Victims and Suspect by Sex and Types of Offences, 2021– 2023

Offences	2023						2022						2021					
	Victims			Suspects			Victims			Suspects			Victims			Suspects		
	Male	Female	Total	Male	Female	Total	Male	Female	Total	Male	Female	Total	Male	Female	Total	Male	Female	Total
Murder	41	3	44	32	2	34	28	6	34	20	0	20	38	3	41	14	5	19
Attempt suicide	29	11	40	29	11	40	12	10	22	12	10	22	1	3	4	1	3	4
Rape (18 years and above)	-	99	99	99	0	99	-	66	66	62	0	62	-	58	58	58	0	58
Rape to girl (under 18 years)	-	822	822	826	0	826	-	585	585	532	0	532	-	563	563	563	0	563
Gang Rape	0	4	4	19	0	19	-	4	4	10	0	10	-	0	0	0	0	0
Attempt to Rape	-	9	9	7	0	7	-	2	2	2	0	2	-	4	4	4	0	4
Sodomize	247		247	247	0	247	200	-	200	181	0	181	177	-	177	177	0	177
Interference Against Nature	-	90	90	90	0	90	-	88	88	88	0	88	-	83	83	83	0	83
Child Desertion	0	2	2	0	2	2	2	1	3	0	0	0	1	0	1	0	1	1
Child stealing				0	0	0	0	0	0	0	0	0	0	0	0	0	0	0
Abductions	2	108	110	110	0	110	1	83	84	84	0	84	0	95	95	95	0	95
Assaults	191	185	376	279	97	376	74	138	212	208	0	208	845	94	939	907	23	930
Indecent Assault	20	191	211	186	25	211	12	113	125	117	0	117	7	107	114	114	0	114
Total	530	1,524	2,054	1,924	137	2,061	329	1,090	1,419	1,316	10	1,326	1,073	1,019	2,079	2,016	32	2,048

Note: - means not applicable

2.10 Suspects against Tranquility

The total of 93 suspects were recorded in 2023 with higher number of males than females. Males were 67 suspects (72.0 percent) and females were 26 suspects (28.0 percent). Unlawful possession of Local Liquor suspects recorded the highest number of 54 (58.1 percent) followed by Trading without License having 23 suspects (24.7 percent).

The number of suspects decreased by 72.1 from 333 in 2022 to 93 persons in 2023. Female suspects decreased from 32 in 2022 to 26 persons in 2023 and male decreased to 67 in 2023 from 301 persons in 2022 (Table 2.10).

Table 2. 10: Number of Suspects by Sex and Types of Tranquility, 2020- 2022

Tranquility	2023			2022			2021		
	Male	Female	Total	Male	Female	Total	Male	Female	Total
Possession of Cocaine	0	0	0	1	0	1	0	0	0
Possession of Heroine	0	0	0	11	1	12	226	7	233
Possession of Cannabises	0	0	0	215	9	224	306	2	308
Possession of Khat	0	0	0	3	0	3	0	0	0
Possession of Valium	0	0	0	1	0	1	0	0	0
Smuggling	0	0	0	0	0	0	4	0	4
Unlawful possession of Government Trophies	0	0	0	19	2	21	0	0	0
Bribery and Corruption	0	0	0	1	0	1	0	0	0
Unlawful possession of Local Liquor	35	19	54	49	20	69	98	6	104
Unlawful possession of manufacturing instrument of local liquor	1	0	1	1	0	1	5	0	5
Being in possession of fire arms	0	0	0	0	0	0	0	0	0
Unlawful possession of ammunitions	1	0	1	0	0	0	0	0	0
Illegal Tour Guiding	1	0	1	0	0	0	0	0	0
Trading without License	16	7	23	0	0	0	0	0	0
Drugs abuses	0	0	0	0	0	0	0	0	0
Cutting trees without permit	13	0	13	0	0	0	0	0	0
Total	67	26	93	301	32	333	639	15	654

CHAPTER THREE: COURT CASES

3.1 Introduction

This chapter presents the information on crime statistics from Judiciary of Zanzibar for the period of 2019 to 2023. The Judiciary of Zanzibar is established under the constitution of Zanzibar 1984 under the high court Act number 2 of 1985 and has been vested with the power to hear and entertain all matters brought before it. As for the subordinate courts, they are established under the Magistrate's court Act of 1985 and the Kadhi's court Act of 1985. The subordinate courts include regional magistrate courts, district and primary magistrate courts and the Kadhi's courts.

This report includes cases instituted in the high court, magistrate courts and Kadhi's courts from 2019 to 2023 and contains the filed cases, decided cases, appealed and pending cases before the courts, filed case means opened or a case filed before the court; decided cases means all cases that have been finished; appealed cases mean appeals that have been opened before the appellate Court whether District, Regional or High Court. In this chapter, the offences included are of all types of offences such as offences against morality, against body, against property, against the state to mention a few. The chapter contains civil and criminal cases as well as applications for both civil and criminal cases.

3.2 Court Cases

Court cases are a dispute between opposing parties resolved by a court, or by some equivalent court process. It may be both civil or criminal case in each court case there is an accuser and one or more defendants

A civil case, more commonly known as a lawsuit or controversy, begins when a plaintiff files a document called a complaint with a court, informing the court of the wrong that the plaintiff has allegedly suffered because of the defendant, and requesting a remedy.

A criminal case, in common law jurisdictions, begins when a person suspected of a crime is indicted by a grand jury or otherwise charged with the offense by a government official called a prosecutor or district attorney.

3.3 High Court Criminal Cases

The number of filed cases in the high court in 2023 was 83 cases of which 13 cases were decided and 70 cases are still pending before the court. The clearance rate in 2023 was 15.7.

The number of filed cases decreased from 145 in 2022 to 83 cases in 2023 but the clearance rate increased from 5.5 to 15.7 to the same years.

Table 3. 1: Number of Criminal Cases, 2019-2023

Year	Number of Cases Filled	Number of Cases Decided	Cases Pending Before the Court	Clearance Rate
2023	83	13	70	15.7
2022	145	8	137	5.5
2021	14	4	10	28.6
2020	14	1	13	7.1
2019	16	1	15	6.3

Drugs trafficking recorded the highest number (58) of filed cases in the High Court in 2023 followed by Murder with 11 cases while infanticide have no cases filed.

The number of drugs trafficking offences filed was 58 in 2023 while in previous year was 110 cases were filed. The higher number may be attributed due to the enact of new law an Act of Establishment of Authority Prevention of Drugs No. 8 of 2021 (Table 3.2).

Table 3. 2: Distribution of filed Cases in the High Court by Types of Offences; 2019-2023

Offences	2023	2022	2021	2020	2019
Murder	11	12	8	4	3
Manslaughter	2	1	0	3	4
Attempted murder	3	3	0	0	2
Infanticide	0	0	0	0	0
Corruption	8	19	6	4	7
Drugs trafficking	58	110	0	1	0
Kidnap	1	0	0	0	0
Total	83	145	14	14	16

3.3.1 Criminal Appeal

The number of criminal appeals filed at High Court in 2023 was 120 cases, of which 51 appeals were decided and 69 are still pending before the court. The clearance rate in 2023 was 42.5.

The criminal appeals filed increased from 92 in 2022 to 120 in 2023. The Clearance rate has decreased to 42.5 percent in 2023 compared with 35.9 percent recorded in 2022 (Table 3.3).

Table 3. 3: Number of Criminal Appeals at High Courts, 2019-2023

Year	Number of the appeals opened	Decided appeals	Appeals pending before the court	Clearance Rate
2023	120	51	69	42.5
2022	92	33	59	35.9
2021	55	34	21	61.8
2020	36	9	27	25.0
2019	11	4	7	36.4

Note: Criminal Appeals Filed from Regional Magistrate Court

The number of appellants aged 36 to 45 recorded the highest number with 56 appellants in 2023 with higher number of males (51) than females (5) followed by aged 26-35 with 34 appellants.

The number of appellants increased from 67 in 2022 to 120 in 2023 (Table 3.4).

Table 3. 4: Number of appellants by Age Group and Sex, 2019-2023

Age group	2023			2022			2021			2020			2019		
	Male	Female	Total	Male	Female	Total	Male	Female	Total	Male	Female	Total	Female	Total	Total
18-25	13	0	13	7	0	7	0	0	0	0	0	0	0	0	0
26-35	31	3	34	12	1	13	4	1	5	4	1	5	2	1	3
36-45	51	5	56	32	2	34	18	2	20	12	2	14	4	2	6
46-55	15	0	15	11	0	11	20	2	22	16	1	17	1	1	2
56+	2	0	2	2	0	2	8	0	8	0	0	0	0	0	0
Total	112	8	120	64	3	67	50	5	55	32	4	36	7	4	11

3.3.2 Criminal Application

Application may be in either criminal case or civil case. This mostly attached in main case it can appear in any level of Court. In criminal case it may involves habeascoupas, bail and others. On other hand in civil case may occurs restriction of using land or property that suit, stay of execution of decree, custody or maintenance to the child and so on.

Criminal application opened in the high court in 2023 was 181 of which 93 application (51.4 percent) were decided and 88 application (48.6 percent) are still pending before the court.

The number of criminal application opened decreased from 211 in 2022 to 181 application in 2023. The clearance rate has increased to 51.4 in 2023 compared with 46.4 in 2022, (Table 3.5).

Table 3. 5: Number of Criminal Applications 2019-2023

Year	Application Opened	Decided Application	Application Pending Before the Court	Clearance Rate
2023	181	93	88	51.4
2022	211	98	113	46.4
2021	584	316	268	54.1
2020	529	320	209	60.5
2019	196	29	167	14.8

The criminal applicants aged of 36 to 45 years recorded the highest number with 74 applicants in 2023 with number of male higher (72 persons) than females (Two (2) persons).

The number of criminal applicants aged 36 to 45 decreased from 91 applicants in 2022 to 74 recorded in 2023. There were fewer female's applicants (11 persons) in 2023 compared to 38 in 2023, (Table 3.6).

Table 3. 6: Number of Criminal Applicants by Age group and Sex, 2018-2022

Age group	2023			2022			2021			2020			2019		
	Male	Female	Total	Male	Female	Total	Male	Female	Total	Male	Female	Total	Male	Female	Total
18-25	27	3	30	30	13	43	72	24	96	32	12	44	9	2	11
26-35	43	2	45	43	2	45	159	63	222	118	57	175	60	6	66
36-45	72	2	74	72	19	91	174	44	218	120	60	180	62	5	67
46-55	26	4	30	26	4	30	28	4	32	52	48	100	46	2	48
56+	2	0	2	2	0	2	16	0	16	26	4	30	4	0	4
Total	170	11	181	173	38	211	449	135	584	348	181	529	181	15	196

3.4 Civil Cases in High Court

The number of civil cases filed in the high court in 2023 was 94 of which six (6) were decided and 88 cases (93.6 percent) are still pending before the court.

The number of Civil Cases filed increased by 2.2 percent, from 78 cases opened in 2022 to 94 cases in 2023. The clearance rate has decreased to 6.4 in 2023 compared with 9.0 in 2022 (Table 3.7).

Table 3. 7: Civil Cases at the High Court, 2019 – 2023

Year	Number of Cases Filled	Number of Cases Decided	Cases Pending Before the Court	Clearance Rate
2023	94	6	88	6.4
2022	78	7	71	9.0
2021	83	6	77	7.2
2020	78	9	69	11.5
2019	64	2	62	3.1

The number of complaints in 2023 was 94 of which 82 were male and 12 were female. The defendants was 94 of which 76 were Male and 18 were Female. The female complainants in the year 2023 were eight (8) in the age of 26 to 35 and that of defendants was 34 at age 36-45 (Table 3.8).

The number of complainants of both sexes aged increased by 40.3 percent from 67 complaints in 2022 to 94 complaints in 2023 and that of defendants increased by 13.3 percent from 83 to 94 defendants.

Table 3. 8: Number of Complainants and Defendants, 2019-2023

Age group	2023				2022				2021				2020				2019			
	Complainant		Defendant		Complainant		Defendant		Complainant		Defendant		Complainant		Defendant		Complainant		Defendant	
	Male	Female	Male	Female	Male	Female	Male	Female	Male	Female	Male	Female	Male	Female	Male	Female	Male	Female	Male	Female
18-25	0	0	0	0	2	0	1	0	14	2	3	7	5	0	3	0	4	0	3	1
26-35	16	8	20	3	15	8	18	3	27	8	20	11	20	4	22	3	16	1	20	4
36-45	31	4	34	6	24	4	29	6	33	11	37	14	42	6	32	4	38	2	28	5
46-55	34	0	20	9	13	0	15	9	4	2	14	1	4	2	12	1	2	1	11	2
56+	1	0	2	0	1	0	2	0	0	0	0	0	0	0	0	0	0	0	0	0
Total	82	12	76	18	55	12	65	18	78	23	74	33	71	12	69	8	60	4	62	12

3.4.1 Civil Appeals in High Court

The number of civil cases appeals opened from high court in 2023 was 71 of which 29 appeals were decided and 42 are still pending before the court.

The civil cases appeal opened decreased from 85 appeals in 2022 to 71 appeals in 2023. The clearance rate has increased to 40.1 in 2023 from 27.7 recorded in 2022 (Table 3.9).

Table 3. 9: Number of Civil Appeals 2019– 2023

Year	Appeals Opened	Decided Appeals	Appeals Pending Before the Court	Clearance Rate
2023	71	29	42	40.1
2022	85	21	64	24.7
2021	44	12	32	27.2
2020	66	15	51	22.7
2019	97	3	94	3.1

Note: Civil Appeals from Regional Courts

The number of appellants in 2023 was 71 of which 64 were male and seven (7) were female. The defendant's persons was 76 of which 74 were male and two (2) were female.

The number of appellants aged 26-35 decreased from 42 in 2022 to 33 persons recorded in 2023. The number of defendants decreased from 42 in 2022 to 38 persons recorded in 2023, (Table 3.10).

Table 3. 10: Number of Appellants and Defendants by Age Group Sex, 2019-2023

Age group	2023				2022				2021				2020				2019			
	Appellants		Defendant		Appellants		Defendant		Appellants		Defendant		Appellants		Defendant		Appellants		Defendant	
	Male	Female	Male	Female	Male	Female	Male	Female	Male	Female	Male	Female	Male	Female	Male	Female	Male	Female	Male	Female
18-25	0	0	0	0	3	1	1	0	4	0	5	0	6	0	5	0	5	0	6	1
26-35	28	5	38	0	35	7	38	4	12	4	30	3	24	2	30	4	29	3	32	3
36-45	21	2	26	2	28	2	26	2	14	6	43	5	46	4	43	5	48	4	41	4
45-55	14	0	9	0	14	0	19	1	1	4	12	1	8	2	12	1	7	1	17	2
56+	1	0	1	0	1	0	1	0	0	0	0	0	0	0	0	0	0	0	0	0
Total	64	7	74	2	81	10	85	7	31	14	43	9	84	8	90	10	89	8	96	10

3.5 Regional Magistrate Courts

It is a trial court and has an original jurisdiction and an appellate jurisdiction. The presiding officer is termed a Regional magistrate. In its criminal jurisdiction, the Court may deal with a criminal offence at the level of Regional Magistrate Court as provided under first schedule of Criminal Procedure Act no 7 of 2018. In addition, at civil jurisdiction, the Court may deal with all civil case as shown in Magistrate Court Act.

3.5.1 Criminal Cases

Criminal case, in common law jurisdictions, begins when a person suspected of a crime is indicted by a grand jury or otherwise charged with the offense by a government official called a prosecutor or district attorney.

3.5.1.1 Regional Magistrate Courts

The number of cases filed in the Regional Magistrate Courts in 2023 was 1,139 cases of which 618 cases were decided and 521 cases (45.7 percent) are cases pending before the courts.

The number of cases filed decreased by 4.6 percent from 1,194 recorded in 2022 to 1,139 cases in 2023. The clearance rate increased from 48.6 in 2022 to 54.3 in 2023,

(Table 3.11).

Table 3. 11: Number of Criminal Cases – Regional Courts, 2019-2023

Year	Cases Filed	Decided cases	Cases pending Before the court	Clearance rate
2023	1,139	618	521	54.3
2022	1,194	580	614	48.6
2021	1,484	424	1060	28.6
2020	940	127	813	13.5
2019	1,012	66	946	6.5

Mjini Magharibi regional courts leading by having 624 criminal offences reported in 2023, followed by Kusini Unguja region, which accounted 144 criminal offences (Table 3.12). Mjini Magharibi has the highest frequency of offences in all years (2019-2023). Robbery recorded the highest offences in Mjini Magharibi region accounted to 116 offences compared with other offences.

Table 3. 12: Number of Criminal Cases at the Regional Magistrates Court by Type of Offences, 2019-2023

Offence	Kaskazini Unguja					Kusini Unguja					Mjini Magharibi					Kaskazini Pemba					Kusini Pemba				
	2023	2022	2021	2020	2019	2023	2022	2021	2020	2019	2023	2022	2021	2020	2019	2023	2022	2021	2020	2019	2023	2022	2021	2020	2019
Drug trafficking	0	0	0	0	0	0	0	0	0	0	0	4	0	0	0	0	0	0	0	0	0	0	0	0	0
Possession of narcotic drugs	21	55	29	32	56	18	29	53	40	37	74	129	205	92	139	10	11	32	8	9	19	26	72	31	21
House breaking	11	6	0	12	4	18	21	35	18	14	70	57	33	33	15	18	18	0	12	22	36	38	0	21	20
Causing death	10	12	0	8	11	15	14	21	14	18	39	28	31	29	38	7	7	0	3	4	7	6	0	8	3
Arson	0	2	0	2	3	1	0	0	0	1	0	0	0	1	0	0	0	0	0	0	2	1	0	0	0
Found with stolen property	0	0	0	3	0	0	0	0	10	0	0	0	0	12	0	0	0	0	0	0	0	0	0	18	0
Armed robbery	7	4	0	2	1	9	3	4	1	1	55	48	6	23	12	0	4	0	1	3	5	5	0	3	2
Robbery	6	15	32	18	3	11	7	117	0	5	116	62	30	43	5	5	8	0	3	4	7	13	0	6	4
Obtaining goods by false pretense	13	0	0	10	0	0	0	0	0	0	5	5	0	17	8	0	0	0	0	1	0	0	0	2	2
Stealing of government property	0	0	0	0	0	0	0	0	0	0	0	1	1	2	0	1	0	0	0	0	0	0	0	0	0
Rape	18	19	61	14	43	33	55	57	40	37	86	84	168	99	93	34	34	48	20	28	32	32	30	36	39
Defilement of a boy	7	4	0	7	2	5	6	0	2	2	27	32	0	9	15	13	13	0	2	1	5	6	0	8	8
Unnatural offence	10	3	8	6	1	15	12	4	1	3	68	47	30	22	12	16	5	5	0	0	16	1	2	2	0
Miscellaneous	18	22	5	11	18	19	24	17	17	22	84	116	66	68	118	7	13	6	18	40	10	27	2	31	64
Total	121	142	135	125	142	144	171	308	133	140	624	613	570	450	455	111	113	91	67	112	139	155	106	165	163

The proportion of population accused tends to peak in adolescence or early adulthood and then declines with increasing age as shown in the Figure 3.1 and Table 3.13. It is indisputable fact that age is one of the strong factors associated with criminal behavior.

A comparison between the number of cases and number of accused in 2023, out of 1,139 filed cases reported, 1,211 were accused. This means that some of the accused had more than one cases, and this trends shown in all the years (2019 - 2023).

Mjini Magharibi contributed more than one quarter (52.1 percent) 631 persons of all accused reported in 2023, followed by Kusini Pemba (167 persons) while Kaskazini Pemba recorded the least (114 persons).

The number of accused increased by 8.1 percent from 1,120 in 2022 to 1,211 in 2023 (Table 3.13 and Figure 3.2).

Figure 3. 1: Number of accused by Age group, 2022-2023

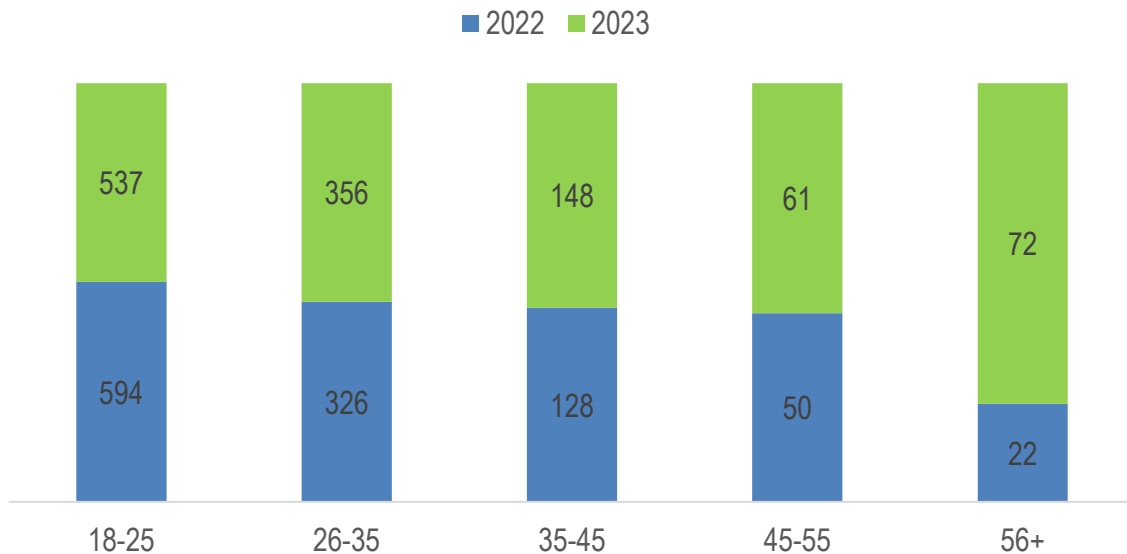
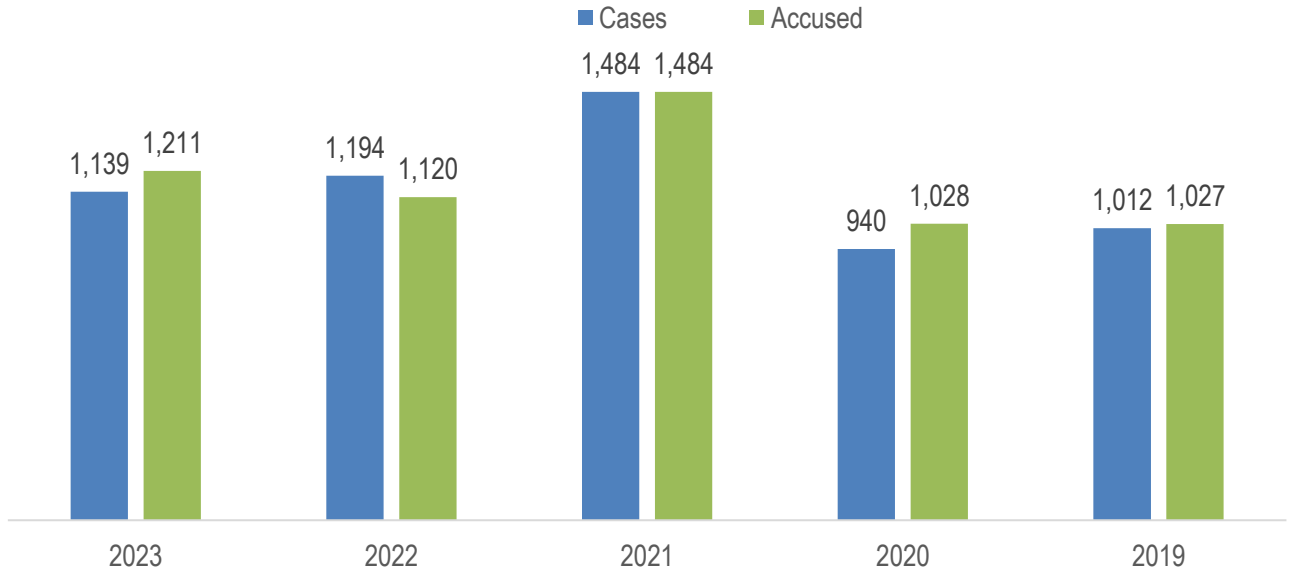


Table 3. 13: Number of Accused by Age Group, Region and Sex, 2019-2023

Year	Age	Kaskazini Unguja			Kusini Unguja			Mjini Magharibi			Kaskazini Pemba			Kusini Pemba			Total
		Male	Female	Total	Male	Female	Total	Male	Female	Total	Male	Female	Total	Male	Female	Total	
2023	18-25	45	6	51	51	1	36	309	6	315	49	0	49	85	1	86	537
	26-35	33	1	34	59	1	44	163	14	177	45	0	45	55	1	56	356
	35-45	13	0	13	25	2	20	83	5	88	13	0	15	11	1	12	148
	45-55	3	0	3	10	0	10	36	3	39	4	0	4	5	0	5	61
	56+	41	0	41	7	1	8	11	1	12	3	0	3	8	0	8	72
Total		135	7	142	152	5	157	602	29	631	114	0	114	164	3	167	1,211
2022	18-25	55	0	55	75	0	75	293	7	300	69	2	71	93	0	93	594
	26-35	42	0	42	49	0	49	147	14	161	29	1	30	44	0	44	326
	35-45	17	0	17	16	0	16	54	7	61	11	0	11	23	0	23	128
	45-55	6	0	6	9	1	10	16	2	18	4	1	5	10	1	11	50
	56+	2	0	2	3	1	4	9	0	9	2	0	2	5	0	5	22
Total		41	0	41	152	2	154	519	30	549	115	4	119	175	1	176	1,120
2021	18-25	140	0	140	46	0	46	304	4	308	91	0	91	162	1	163	748
	26-35	47	3	51	45	2	47	239	12	251	65	4	49	33	4	37	454
	35-45	58	1	59	22	3	25	107	0	107	9	0	9	4	0	4	204
	45-55	17	0	17	8	0	8	44	0	44	4	0	4	2	0	2	75
	56+	0	0	0	0	0	0	2	0	2	0	0	0	1	0	1	3
Total		262	4	266	121	5	126	696	16	712	169	4	173	202	5	207	1,484
2020	18-25	40	1	41	45	1	46	201	3	204	60	1	61	71	1	72	424
	26-35	41	2	43	28	2	30	168	10	178	36	4	40	54	2	56	347
	35-45	13	2	15	42	16	58	81	8	89	8	2	10	19	1	20	192
	45-55	14	0	14	4	0	4	22	6	28	1	0	1	10	0	10	57
	56+	0	0	0	1	0	1	6	1	7	0	0	0	0	0	0	8
Total		108	5	113	120	19	139	478	28	506	105	7	112	154	4	158	1,028
2019	18-25	36	2	38	40	0	40	189	2	191	56	0	56	78	0	78	403
	26-35	47	1	48	32	4	36	172	8	180	46	1	47	59	0	59	370
	35-45	16	3	19	42	12	54	74	6	80	6	1	7	16	1	17	177
	45-55	11	0	11	6	1	7	30	4	34	2	0	2	8	0	8	62
	56+	0	0	0	3	0	3	9	2	11	0	0	0	1	0	1	15
Total		110	6	116	123	17	140	474	22	496	110	2	112	162	1	163	1,027

Figure 3. 2: Number of Cases and Accused in 2019– 2023



3.5.1.2 Civil Cases at Regional Magistrate Court

The number of civil cases filed from regional court in 2023 was 30 of which only 16 cases were decided and 14 were Cases pending before the court. The clearance of in 2023 was 53.3. There number of civil appeals filed was three (3) of which two (2) cases were decided and only one cases were pending before the court, also contributed 66.7 clearance rate.

The number of civil cases filed decreased slightly from 34 cases in 2022 to 30 in 2023. However, the clearance rate increased from 26.5 in 2022 to 53.3 in 2023, (Table 3.14).

Table 3. 14: Civil Cases in the Regional Court, 2019-2023

Year	Civil Cases				Civil Appeal			
	Cases Filed	Decided cases	Cases pending Before the court	Clearance	Cases Filed	Decided cases	Cases pending Before the court	Clearance Rate
2023	30	16	14	53.3	3	2	1	66.7
2022	34	9	25	26.5	0	0	0	0
2021	26	7	19	26.9	0	0	0	0
2020	18	4	14	22.2	3	0	3	0
2019	15	1	14	6.7	8	0	8	0

3.6 Juvenile Court

Juvenile court, also called children’s court, special court handling problems of delinquent, neglected, or abused children. The juvenile court fulfils the government’s role as substitute parent, and, where no juvenile court exists, other courts must assume the function.

The number of criminal cases filed at the Juvenile court in 2023 was 121, of which 96 cases were decided and 25 cases were pending before the court. The clearance rate in 2023 was 79.3.

The number of criminal cases filed at the Juvenile decreased by 10.4 percent from 135 cases in 2022 to 121 cases in 2023, (Table 3.15).

Table 3. 15: Number of Criminal Cases at the Juvenile Court, 2019-2023

Year	Filed cases	Decided cases	Case pending Before the court	Clearance rate
2023	121	96	25	79.3
2022	135	82	53	60.7
2021	154	60	94	39.0
2020	111	81	30	72.9
2019	78	12	66	15.4

3.7 District Magistrate Court

It is a trial court and has an original jurisdiction and an appellate jurisdiction. The presiding officer is termed a District magistrate. In its criminal jurisdiction, the Court may deal with criminal offence at the level of District magistrate Court as provided under first schedule of Criminal Procedure act no 7 of 2018. In addition, at civil jurisdiction, the Court may with all civil case as shown in Magistrate Court Act.

3.7.1 Criminal Cases in the District Magistrate Courts

The number of criminal cases filed in district magistrate courts in 2023 was 891 cases, of which 546 were decided and 345 were pending before the court. The Clearance rate in 2023 was 61.3.

The number of criminal cases filed decreased from 4,789 in 2022 to 891 in 2023. The clearance rate has decreased to 61.3 in 2023 compared with 87.8 recorded in 2022 (Table 3.16).

Table 3. 16: Number of Criminal Cases at the District Magistrate Court, 2018-2022

Year	Cases Filed	Decided cases	Cases pending Before the court	Clearance rate
2023	891	546	345	61.3
2022	4,789	4,203	577	87.8
2021	2,655	1,971	684	74.2
2020	1,604	1,153	451	71.9
2019	1,684	1,086	598	64.5

Magharibi district courts has the highest number 336 criminal cases in 2023, followed by Kaskazini has 148 criminal cases while Mkoani district courts recorded the least number of criminal cases (30).

The number of criminal cases filed at Magharibi district decreased to 336 in 2023 from 3,387 in 2022. (Table 3.17).

Table 3. 17: Number of Criminal cases by District Magistrate Courts; 2019-2023

District Court	2023	2022	2021	2020	2019
Kaskazini	148	431	505	223	221
Magharibi	336	3,387	1,367	842	891
Kusini	53	139	90	48	57
Kati	117	196	169	72	57
Micheweni	69	86	33	71	68
Wete	60	168	75	76	77
Mkoani	30	273	289	151	177
Chake chake	78	109	127	121	136
Total	891	4,789	2,655	1604	1,684

Note: Magharibi District Court served Mjini, Magharibi "A" and Magharibi "B" Administrative District
Kaskazini District Court served Kaskazini "A" and Kaskazini "B" Administrative District

The data show that, a total number of criminal cases filed in 2023 was 891 where by Dangerous harm cases were the leading offence accounted for 198 cases (22.2 percent), followed by Theft of agricultural products that accounted for 197 cases (22.1 percent).

Magharibi district has the highest number of cases (336) equivalent to 37.7 percent followed by, Kati district (117 cases equivalent to 13.1 percent) while Mkoani districts recorded the least (30 cases equivalent to 3.4 percent), (Table 3.18).

The number of criminal cases filed in districts for the year 2023 decreased by 81.4 percent, from 4,789 cases in 2022 to 891 cases in 2023. The cases in Magharibi district decreased by 99.9 percent from 3,387 in 2022 to 336 in 2023.

Table 3. 18: Distribution of Criminal Cases by District and Type of Offences 2022-2023

Offences	Kaskazini "A"		Kaskazini "B"		Kati		Kusini		Magharibi		Micheweni		Wete		Mkoani		ChakeChake		Total	
	2023	2022	2023	2022	2023	2022	2023	2022	2023	2022	2023	2022	2023	2022	2023	2022	2023	2022	2023	2022
Use of narcotic drugs	0	12	0	8	2	21	0	14	0	45	0	3	0	2	0	0	1	7	3	112
House breaking/burglary and theft	0	0	1	0	0	0	0	0	1	1	0	0	0	0	0	0	0	0	2	1
Road accident	0	0	0	0	0	0	0	0	0	0	0	0	0	0	0	0	0	0	0	0
Traffic cases	51	181	15	142	4	69	1	94	28	3,079	19	52	20	133	0	237	6	21	144	4,008
Affray	0	1	0	0	0	0	0	0	0	1	0	0	0	0	0	0	0	0	0	2
Theft of agricultural products	20	7	3	24	59	61	13	12	30	16	21	14	10	8	15	12	26	22	197	176
Theft	4	11	7	3	18	17	15	8	63	47	9	7	4	8	2	10	14	19	136	130
Obtaining goods by false pretense	1	1	2	0	7	0	1	1	23	1	0	2	0	1	2	0	1	2	37	8
Obtaining money by false pretense	1	2	0	2	0	2	1	0	79	76	0	0	1	2	2	4	0	4	84	92
Entering in a building with intent to commit a felony	0	0	0	0	0	0	0	0	0	1	0	0	0	0	0	0	0	0	0	1
Dangerous harm	14	9	11	13	15	15	13	8	94	61	12	2	15	10	6	4	18	18	198	140
Abducting a girl under the custody of her parents	0	0	0	0	0	0	0	0	0	0	0	1	0	0	0	0	0	0	0	1
Carrying greater number of passengers	0	0	0	0	0	0	0	0	0	0	0	0	0	0	0	0	0	0	0	0
Driving a vehicle without insurance	0	0	0	0	0	0	0	0	0	0	0	0	0	0	0	0	0	0	0	0
Driving a vehicle without road license	0	0	0	0	0	0	0	0	0	0	0	0	0	0	0	0	0	0	0	0
Disobeying traffic law	0	0	0	0	0	0	0	0	0	0	0	0	0	0	0	0	0	0	0	0
Miscellaneous	6	2	12	13	12	11	9	2	18	59	8	5	10	4	3	6	12	16	90	118
Total	97	226	51	205	117	196	53	139	336	3,387	69	86	60	168	30	273	78	109	891	4,789

3.7.2. Civil Cases in the District Magistrate Courts

The number of civil cases at district court in 2023 was 49 with 14 decided cases (28.6 percent) and 35 cases are pending before the court. The clearance rate in 2023 was 28.6.

The number of civil cases decreased by 59.5 percent from 121 in 2022 to 49 in 2023, (Table 3.19).

Table 3. 19: Number of Civil Cases at the District Magistrate Courts, 2019-2023

Year	Cases Filed	Decided cases	Cases pending Before the court	Clearance rate
2023	49	14	35	28.6
2022	121	45	76	37.2
2021	103	44	59	42.7
2020	61	20	41	32.8
2019	49	6	43	2.1

3.8 Primary Magistrate Courts

It is a trial court and has an original jurisdiction. The presiding officer is termed a Primary magistrate. In its criminal jurisdiction, the Court may deal with criminal offence at the level of Primary magistrate Court as provided under first schedule of Criminal Procedure act no 7 of 2018. In addition, at civil jurisdiction, the Court may with all civil case as shown in Magistrate Court Act.

3.8.1 Criminal Cases

The number of criminal cases filed from primary courts in 2023 was 1,976 of which 1,910 were decided and 66 cases were pending before the court. The clearance rate in 2023 was 96.7.

The number of criminal cases filed decreased from 9,210 in 2022 to 1,976 cases in 2023. The clearancerate has slightly decreased to 96.7 percent in 2023 from 97.7 percent recorded in 2022, (Table 3.20).

Table 3. 20: Number of Criminal Cases in Primary Magistrate Court, 2019-2023

Year	Cases Filed	Decided cases	Cases pending Before the court	Clearance rate
2023	1,976	1,910	66	96.7
2022	9,210	8,997	313	97.7
2021	4,431	4,274	157	96.5
2020	3,692	3,586	106	97.1
2019	3,685	3,489	196	94.7

Magharibi district has the highest proportion (1,179 cases equivalent to 59.7 percent) of all reported cases in 2023 followed by Wete district with 115 cases equivalent to 7.8 percent while Chwaka district recorded the least with five (5) equivalent to 0.3 percent.

The number of criminal cases filed in primary courts decreased from 9,210 cases in 2022 to 1,976 cases in 2023. The number of criminal cases filed at Magharibi district decreased five times in 2023 compared with previous years, (Table 3.21).

Table 3. 21: Number of Criminal Cases in Primary Magistrate Courts, 2019-2023

Primary Courts	2023	2022	2021	2020	2019
Kaskazini A	94	564	193	208	213
Kaskazini B	126	745	248	217	356
Magharibi	1,179	6,012	2,802	2,045	2,029
Kusini	54	144	105	154	142
Kati	116	419	22	106	179
Chwaka	5	2	0	9	13
Wete	155	413	435	291	163
Micheweni	41	141	85	80	74
Chake Chake	134	493	364	342	314
Mkoani	72	277	177	240	202
Total	1,976	9,210	4,431	3,692	3,685

Note: Kaskazini A : contain Mkokotoni from 2019-2021 and Gamba from 2022-2023

Kaskazini "B": Contain Mahonda and Mfenesini

Kati : Mwera and Dunga

Mkoani include data from kengeja

The number of criminal cases filed by primary courts in 2023 was 1,976, whereby traffic cases were the leading offence across all primary courts. Magharibi primary court has the highest with 1,179 cases (59.7 percent), followed by Wete, which has 155 cases (7.8 percent) while Chwaka primary court has a least number of cases recorded only five (5) equivalent to 0.3 percent.

The number of criminal cases filed in primary court in 2023 decreased to 1,976 from 9,210 4,431 cases in 2022. Magharibi primary court decreased from 6,012 to 1,179 cases for the same year respectively (Table 3.22).

Table 3. 22: Number of Criminal cases in Primary Magistrate Courts, 2022-2023

Offences	Kaskazini "A"		Kaskazini "B"		Kati		Kusini		Magharibi		Chwaka		Micheweni		Wete		Mkoani		Chakechake		Total	
	2023	2022	2023	2022	2023	2022	2023	2022	2023	2022	2023	2022	2023	2022	2023	2022	2023	2022	2023	2022	2023	2022
	Assault causing bodily harm	1	1	2	1	5	5	7	1	48	24	5	2	12	2	3	0	4	10	13	2	100
Conduct conclusive breach of peace	7	0	5	3	5	1	4	1	21	14	0	0	1	0	0	1	2	2	6	4	51	26
Being found with illegal alcohol and tools for the production of illegal alcohol	0	1	0	0	0	6	0	1	0	0	0	0	0	1	0	0	0	1	0	2	0	12
Being found with tools for the production of illegal alcohol	0	0	0	0	0	0	0	0	0	0	0	0	0	0	0	0	0	0	0	0	0	0
Theft	0	0	0	5	4	2	1	0	13	4	0	0	8	9	4	1	19	23	9	7	58	51
Malicious destruction of the property	0	0	0	0	0	0	0	0	0	0	0	0	0	1	0	0	0	0	0	0	0	1
Traffic	85	562	117	735	101	404	40	138	1,094	5,947	0	0	11	125	136	408	34	206	100	461	1718	8,986
Driving motor cycle without protective helmet	0	0	0	0	0	0	0	0	0	0	0	0	0	0	0	0	0	0	0	0	0	0
Driving without driving license	0	0	0	0	0	0	0	0	0	0	0	0	0	0	0	0	0	0	0	0	0	0
Speeding	0	0	0	0	0	0	0	0	0	0	0	0	0	0	0	0	0	0	0	0	0	0
Miscellaneous	1	0	2	1	1	1	2	3	3	23	0	0	9	3	12	3	13	35	6	17	49	86
Total	94	564	126	745	116	419	54	144	1,179	6,012	5	2	41	141	155	413	72	277	134	493	1,976	9,210

3.8.2 Civil Cases in Primary Courts

The number of civil cases at primary Magistrate courts in 2023 was 481 cases of which 279 were decided cases and 202 are pending before the court. The clearance rate in 2023 was 58.0.

The number of civil cases increased by 25.3 percent from 384 cases in 2022 to 481 cases in 2023. (Table 3.23).

Table 3. 23: Number of Civil cases in Primary Magistrate Courts, 2019-2023

Year	Filed cases	Decided cases	Pending cases	Clearance rate
2023	481	279	202	58.0
2022	384	189	195	49.2
2021	400	253	147	63.2
2020	376	203	173	53.9
2019	269	48	221	17.8
2020	376	203	173	53.9

Magharibi district has the highest proportion with 340 cases (70.7 percent) of all civil cases filed at primary courts in 2023, followed by Kaskazini A with 32 cases (7.7 percent).

The number of civil cases filed at Magharibi primary courts increased about one percent from 250 cases in 2022 to 340 in 2023 (Table 3.24).

Table 3. 24: Number of Civil Cases in Primary Magistrate Courts by District, 2019-2023

District	2023	2022	2021	2020	2019
Kaskazini A	32	24	29	24	16
Kaskazini B	24	14	16	10	14
Magharibi	340	250	248	263	161
Kusini	14	13	13	8	3
Kati	29	17	13	7	26
Wete	16	17	17	4	12
Micheweni	3	9	7	7	4
Chake Chake	3	14	39	16	13
Mkoani	20	26	26	18	20
Total	481	384	408	376	269

The number of claim in the primary magistrate courts in 2023 was 481, with majority claims for money (400 claims) followed by claims of property (80).

The number of claims in 2023 slightly increased from 384 in 2022 to 481 in 2023. The number of claims for money increased by 11.2 percent from 359 claims in 2022 to 400 in 2023 (Table 3.25).

Table 3. 25: Number of Claims in the Primary Magistrate Courts by Type, 2019-2023

Year	Money	Property	Other claims	Total
2023	400	80	1	481
2022	359	24	1	384
2021	267	67	66	400
2020	242	36	98	376
2019	168	24	77	269

3.9 . Crime Rate

The data show that in 2023, a total crime rate in Zanzibar was 212 per 100,000 populations in 2023. Region with a highest crime rate was Kusini Unguja with 250 crimes per 100,000 populations followed by Mjini Magharibi with 239 crimes per 100,000 populations while Kaskazini Pemba region had the least crime rate of 160 crimes per 100,000 populations in 2023.

The crime rate in 2023 decreased to 212 crimes per 100,000 populations from 804 per 100,000 populations in 2022 (Table 3.26).

Table 3. 26: Crime Rate by Region, 2019-2023

Year	Category	Kaskazini (U)	Kusini (U)	Mjini Magharibi	Kaskazini (P)	Kusini (P)	Total
2023	Population	257,290	195,873	893,169	272,091	271,350	1,889,773
	Number of Criminal cases	489	489	2,139	436	449	4,002
	Crime Rate	190	250	239	160	165	212
2022	Population	257,290	195,873	893,169	272,091	271,350	1,889,773
	Number of Criminal cases	1,882	1,071	10,012	921	1,307	15,193
	Crime Rate	732	547	1,121	339	482	804
2021	Population	237,505	140,821	750,033	306,173	283,076	1,717,608
	Number of Criminal cases	1,081	694	4,739	719	1,063	8,296
	Crime Rate	455	493	632	235	376	483
2020	Population	237,505	140,821	750,033	306,173	283,076	1,717,608
	Number of Criminal cases	773	522	3,185	585	1,019	6,084
	Crime Rate	333	377	434	199	374	364
2019	Population	237,505	140,821	750,033	306,173	283,076	1,717,608
	Number of Criminal cases	903	588	2,739	494	965	5,689
	Crime Rate	397	432	382	175	369	350

Note: Crime Rate was Computed Based on Criminal Cases only.

3.10 Kadhi's Court

Part six of the Constitution of Zanzibar of 1984 establishes the judicial arm of the state. The Constitution empowers the House of Representatives to establish other courts subordinate to the High Court and those courts so established shall be vested with power and jurisdiction as shall be provided by law. In 1985, the Kadhi's Court Act was enacted. It established the Kadhi's Court in each district and the Chief Kadhi's Court, with jurisdiction that was restricted to the determination of questions of Muslim law relating to personal status, marriage, divorce or inheritance, in proceedings in which all parties professed the Muslim religion.

Under the 1985 Act, appeals from the Kadhi's Court went to the Chief Kadhi's Court, which

lacked original jurisdiction but acted as an appellate court for the decisions of the Kadhi’s Court. In 2003, the Kadhi’s Court Act was amended. The amending Act established the Chief Kadhi’s Court to be headed by the Chief Kadhi, the Deputy Kadhi’s Court to be headed by the Deputy Chief Kadhi based in Unguja Island, and the Appellate Kadhi’s Court to be headed by the Appellate Kadhi based in Pemba.

3.10.1 District Kadhi’s Court

District Kadhi’s Court with jurisdiction that was restricted to the determination of questions of Muslim law relating to personal status, marriage, divorce or inheritance, in proceedings in which all parties professed the Muslim religion in the district.

3.10.1.1 Civil Case Divorces at District Kadhi’s Court

The number of divorce cases filed at Kadhi’s courts in 2023 was 1,534, of which 966 were decided cases and 568 cases were pending before the court. The clearance rate in 2023 was 62.9.

The number of divorce cases filed increased from 1,469 cases in 2022 to 1,534 cases in 2023. The clearance rate raised to 62.9 percent in 2023 compared with 2022 (55.5 percent), (Table 3.27).

Table 3. 27: Number of Divorces, 2019-2023

Year	Cases Filed	Decided cases	Cases pending Before the court	Clearance Rate
2023	1,534	966	568	62.9
2022	1,469	816	653	55.5
2021	1,918	1,214	704	63.3
2020	1,457	1,271	186	87.2
2019	1,515	1,010	505	66.7

3.10.1.2 Civil Cases on Islamic Law of Succession

The number of civil cases on Islamic law of succession filed from Kadhi's courts in 2023 was 694, of which 442 cases were decided and 252 were pending before the court. The clearance rate was 63.7 in 2023.

Civil cases on Islamic law of succession filed increased from 540 cases in 2022 to 694 cases in 2023. The clearance rate decreased to 63.7 percent in 2023 from 68.5 percent recorded in 2022 (Table 3.28).

Table 3. 28: Number of Civil Cases on Islamic Law of Succession, 2019-2023

Year	Cases Filed	Decided cases	Cases pending Before the court	Clearance rate
2023	694	442	252	63.7
2022	540	370	170	68.5
2021	520	436	84	83.4
2020	364	311	53	85.4
2019	435	305	130	70.1

3.10.1.3 Civil Appeal Divorce

The number of civil appeal divorce cases filed from Kadhi's courts in 2023 was 22, of which 17 cases were decided and five (5) cases were appeal pending before the court. The clearance rate in 2023 was 77.3.

The number of appeal divorce cases filed decreased from 2022 (29 cases) to 2023 (22 cases), (Table 3.29).

Table 3. 29: Number of Divorce Cases at Appeal Kadhi's Court, 2019-2023

Year	Civil appeal			
	Filed	Decided	Pending before the court	Clearance rate
2023	22	17	5	77.3
2022	29	9	20	31
2021	24	18	6	75
2020	32	18	14	56.3
2019	31	15	16	48.4

3.10.1.4 Civil Appeal (Islamic Law of Succession and Maintenance /Custody of Children)

The data show that, number of civil appeal (Islamic law of succession) filed cases at Kadhi's court in 2023 was 23, all cases are pending before the court.

There was 12 civil appeal maintenance/custody of the children appeal filed cases at Kadhi's court in 2023, of which nine (9) cases were decided appeal equivalent to 75.0 percent and four cases are still pending before the court .

The number of civil appeal (Islamic law of succession) filed cases increased from 10 cases in 2022 to 23 cases in 2023, (Table 3.30).

Table 3. 30: Number of Appeal Cases at the Appellate Kadhi's Court, 2019-2023

Year	Civil appeal (Islamic law of succession)				Civil appeal maintenance /custody of the children			
	Appeal filed	Decided appeal	Appeal pending before the court	Clearance rate	Appeal filed	Decided appeal	Appeal pending before the court	Clearance rate
2023	23	10	23	43.5	12	9	3	75.0
2022	10	0	10	0.0	9	5	4	55.6
2021	72	47	25	65.2	0	0	0	0.0
2020	12	8	4	66.7	8	7	1	87.5
2019	9	4	5	44.4	9	6	3	66.7

CHAPTER FOUR: INMATE AND REMAND STATISTICS

4.1 Introduction

This chapter presents the information about Institute of Education for Offenders composed of ten (10) correctional facilities, of which six (6) are located in Unguja Island and four (4) located in Pemba Island.

The Institute of Education for Offenders has the following functions:

- To receive, control and rehabilitate inmate
- To provide correction programs and facilities to all inmate that lead to change their behaviors as law-abiding citizens.
- To improve cooperation and collaboration with other Special Departments of Zanzibar and the Security Forces of the United Republic of Tanzania (URT).
- To improve production capacity through agriculture and livestock.

4.2 The Institute of Education for Offenders

The Institute of Education for Offenders of the Zanzibar is one of the five special Departments of the Zanzibar Revolutionary Government, which is under the President Office, Regional Administration, Local Governments and Special Departments. It was established under the Act No.1 of 1980 and its amendment of 2007.

The Institute of Education for Offenders is responsible for all rehabilitation and correction activities, which can be implemented by classifying the inmates into various wings such as male and female, juvenile and adults, short and long-term sentence serving group as well as inmate and remand group. These wings are well classified to give clear and understandable descriptions.

4.3 Inmates and Remands in Institute of Education Offenders

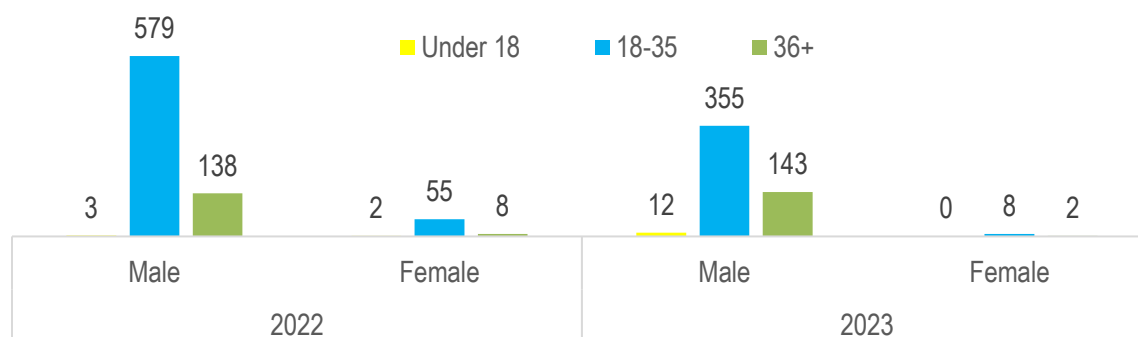
The total number of inmates in 2023 was 520, out of which 510 (98.1 percent) were male and 10 (1.9 percent) were female. The number of inmates were more observed in aged 18 – 35 with 363 inmates which representing 69.8 percent.

The number of inmates decreased to 520 inmates in 2023 from 785 inmates in 2022 the decrement is equivalent to 33.8 percent. The number of male inmates decreased from 720 in 2022 to 510 inmates in 2023 while the number of females decreased from 65 in 2022 to 10 inmates in 2023.

Table 4. 1: Number of Inmates by Age group and Sex, 2019-2023

Age group	2023			2022			2021			2020			2019		
	Male	Female	Total	Male	Female	Total	Male	Female	Total	Male	Female	Total	Male	Female	Total
Under 18	12	0	12	3	2	5	4	0	4	14	0	14	6	0	6
18-35	355	8	363	579	55	634	449	16	465	389	9	398	373	7	380
36+	143	2	145	138	8	146	91	7	98	89	3	92	89	2	91
Total	510	10	520	720	65	785	544	23	567	492	12	504	468	9	477

Figure 4. 1: Number of Inmates by Age group and Sex, 2022-2023



In 2023, inmates served different sentence duration depending on the type of offence. Most of the inmates 197 served three months and below followed by 148 inmates (28.5 percent) served between 4-11 months. Most females (40.0 percent) were sentence served 6 – 10 years while male served three months and below (197). There was no inmates served in Life imprisonment and death penalty since 2021.

Table 4. 2: Number of Inmates by Duration of Sentence Served and Sex, 2019-2023

Duration	2023			2022			2021			2020			2019		
	Male	Female	Total	Male	Female	Total	Male	Female	Total	Male	Female	Total	Male	Female	Total
3 months and below	197	0	197	291	43	344	139	10	149	195	6	201	183	6	189
4-11 months	147	1	148	226	15	241	103	2	105	138	0	138	114	3	117
1-2 years	76	2	78	84	5	89	158	7	165	85	5	90	89	0	89
3-5 years	44	1	45	59	2	61	49	0	49	38	1	39	49	0	49
6 – 10 years	27	4	31	36	0	36	48	3	51	28	0	28	28	0	28
11+ years	19	2	21	24	0	24	47	1	48	7	0	7	5	0	5
Life imprisonment	0	0	0	0	0	0	0	0	0	1	0	1	0	0	0
Death Penalty	0	0	0	0	0	0	0	0	0	0	0	0	0	0	0
Total	510	10	520	720	65	785	544	23	567	492	12	504	468	9	477

The total number of remands in 2023 was 1,224, of which 1,201 (98.1 percent) were males and 23 (1.9 percent) were females. The larger number of remands (865) aged between 18-35 representing 70.7 percent of the total remand.

The number of remands decreased from 2,190 in 2022 to 1,224 in 2023 (44.1 percent) remands. The number of male remands decreased by 42.9 from 2,103 remand in 2022 to 1,201 in 2023 and for females decreased by 73.6 from 87 remand in 2022 to 10 in 2023 (Table 4.3).

Table 4. 3: Number of Remands by Age group and Sex, 2019- 2023

Age group	2023			2022			2021			2020			2019		
	Male	Female	Total	Male	Female	Total	Male	Female	Total	Male	Female	Total	Male	Female	Total
Under 18	18	0	18	42	11	53	47	5	52	48	1	49	27	1	28
18-35	848	17	865	1,661	53	1,714	1362	32	1,394	982	33	1,015	1292	23	1,315
36+	335	6	341	400	23	423	294	14	308	250	11	261	299	20	319
Total	1,201	23	1,224	2,103	87	2,190	1,703	51	1,754	1,280	45	1,325	1,618	44	1,662

The total number of juvenile inmates in 2023 was 12 all were boys. On the other hand, the total number of juvenile remands in 2023 was 18 all were boys.

The number of inmates increased from five (5) in 2022 to 12 in 2023. While the number of remands decreased from 53 remands in 2022 to 18 in 2023.

Table 4. 4: Number of Juvenile Inmates and Remands, 2019- 2023

Juvenile	2023			2022			2021			2020			2019		
	Boys	Girls	Total	Boys	Girls	Total	Boys	Girls	Total	Boys	Girls	Total	Boys	Girls	Total
Juvenile Inmates	12	0	12	3	2	5	4	0	4	14	0	14	6	0	6
Juvenile Remands	18	0	18	42	11	53	47	5	52	47	1	48	27	1	28
Total	30	0	30	45	13	58	51	5	56	61	1	62	33	1	34

Various vocational studies were introduced to inmates in order to comprehend the correctional purpose of the inmates. The skills provided include Agriculture, Carpentry, Tailoring, Livestock, Construction, Mending etc.

The total number of inmates who were given vocational training in 2023 was 508 whereby 501 were males and seven (7) were females. Males were participating in all trainings provided while females participated in only mending. Most of inmates participated in Construction (118 inmates).

Agriculture (89 inmates) and Prison Education Program (PEP) (82 inmates) while the least number of inmates were participated in Mending (7 inmates).

The number of inmates who were given vocational training in 2023 decreased by 27.7 percent from 703 in 2022 to 508 in 2023. Number of male inmates who received vocational training decreased to 501 in 2023 from 685 inmates in 2022 while the number of female inmates decreased from 18 inmates in 2022 to seven (7) mates in 2023 (Table 4.5).

Table 4. 5: Number of Inmates who given Vocational Training, 2019-2023

Types of Training	2023			2022			2021			2020			2019		
	Male	Female	Total	Male	Female	Total	Male	Female	Total	Male	Female	Total	Male	Female	Total
Agriculture	89	0	89	165	0	165	149	0	149	159	0	159	181	0	181
Carpentry	38	0	38	37	0	37	28	0	28	24	0	24	34	0	34
Tailoring	32	0	32	48	0	48	45	0	45	21	0	21	49	0	49
Livestock	45	0	45	97	0	97	99	0	99	103	0	103	117	0	117
Construction	118	0	118	93	0	93	39	0	39	37	0	37	51	0	51
Mending	0	7	7	0	18	18	0	19	19	0	11	11	0	4	4
Prison Education Program	82	0	82	129	0	129	69	0	69	61	0	61	0	0	0
Garage	17	0	17	24	0	24	20	0	20	20	0	20	0	0	0
Welding	24	0	24	18	0	18	15	0	15	13	0	13	0	0	0
Gardening	32	0	32	32	0	32	37	0	37	26	0	26	0	0	0
Manufacturing of Soap	24	0	24	42	0	42	22	0	22	8	0	8	0	0	0
Total	501	7	508	685	18	703	523	19	542	472	11	483	432	4	436

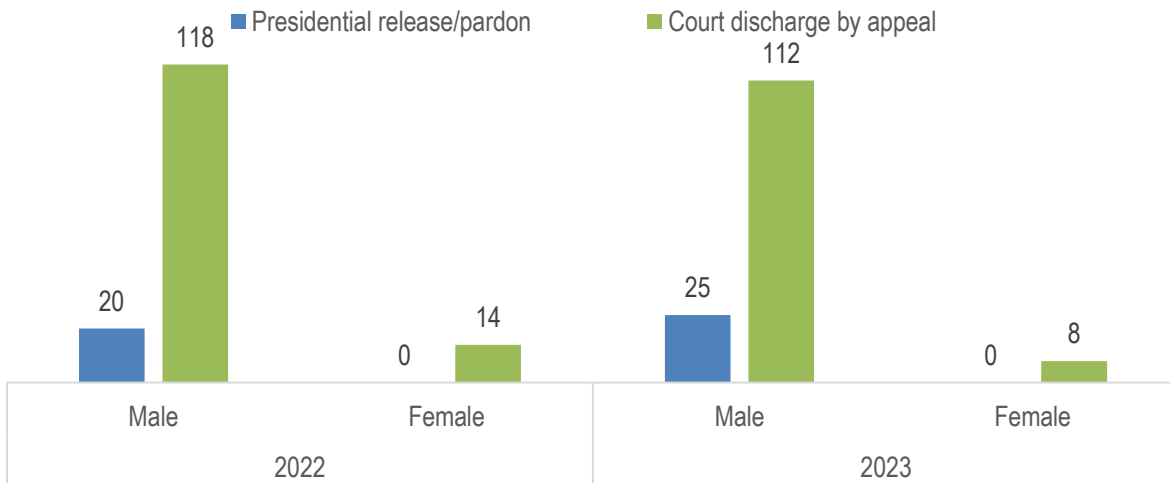
The total number of inmates who got Presidential release and Court discharge by appeal in 2023 was 145 of which 137 (94.5 percent) were males and 8 (5.5 percent) were females. Inmates who got Presidential release were 25 whereby all were males. The number of inmates who got Court discharge by appeal in 2023 was 120 of which 112 (93.3 percent) were males and 8 (6.7 percent) were females.

The number of inmates who got Presidential release increased from 20 inmates in 2022 to 25 in 2023. On the other hand, number of inmates who got Court discharge decreased from 132 in 2022 to 120 inmates in 2023 (Table 4.8).

Table 4. 6: Number of Inmates who are Pardon by Presidential and Court Discharge by Sex, 2019 - 2023

Types of Training	2023			2022			2021			2020			2019		
	Male	Female	Total	Male	Female	Total	Male	Female	Total	Male	Female	Total	Male	Female	Total
Presidential release/pardon	25	0	25	20	0	20	29	0	29	49	0	49	19	0	19
Court discharge by appeal	112	8	120	118	14	132	101	12	113	35	4	39	115	8	123
Total	137	8	145	138	14	152	130	12	142	84	4	88	134	8	142

Figure 4. 2: Number of Inmates who got Presidential Pardon and Court Discharge by Sex, 2022- 2023



ANNEX 1: ADDITIONAL TABLES

Table A. 1: Number of Offences Reported by Districts and Type of Cases; 2019 – 2023

District	2023			2022			2021			2020			2019		
	Serious	Minor	Total	Serious	Minor	Total	Serious	Minor	Total	Serious	Minor	Total	Serious	Minor	Total
Kaskazini 'A'	233	1,100	1,333	200	399	599	122	136	258	111	146	257	153	166	319
Kaskazini 'B'	249	653	902	183	264	447	215	223	438	183	297	480	218	317	535
Kati	286	736	1,022	337	417	754	310	283	593	292	326	618	67	38	105
Kusini	136	553	689	210	350	560	130	133	263	175	138	313	96	183	279
Mjini	507	6,367	6,874	549	2,689	3,238	336	652	988	633	1,854	2,487	355	472	827
Magharibi 'A'	489	4,538	5,027	472	1,628	2,100	395	435	830	533	554	1,087	410	405	815
Magharibi 'B'	583	3,795	4,378	592	1,664	2,256	455	789	1,244	591	1,179	1,770	322	395	717
Wete	207	702	909	294	135	429	206	342	548	251	424	675	209	382	591
Micheweni	75	163	238	83	621	704	98	148	246	85	165	250	69	123	192
Chake Chake	210	800	1,010	89	200	289	206	247	453	231	323	554	126	231	357
Mkoani	90	372	462	183	699	882	107	227	334	124	271	395	84	186	270
Zanzibar	3,065	19,779	22,844	3,192	9,066	12,258	2,580	3,615	6,195	3,209	5,677	8,886	2,109	2,898	5,007

Table A. 2: Percentage Distribution of Offences Reported by Type of Cases and District, 2019 – 2023

District	2023			2022			2021			2020			2019		
	Serious Cases	Minor Cases	Total Cases	Serious Cases	Minor Cases	Total Cases	Serious Cases	Minor Cases	Total Cases	Serious Cases	Minor Cases	Total Cases	Serious Cases	Minor Cases	Total Cases
Kaskazini 'A'	7.6	5.6	5.8	6.3	4.4	4.9	4.7	3.8	4.2	3.5	2.6	2.9	7.3	5.7	6.4
Kaskazini 'B'	8.1	3.3	3.9	5.7	2.9	3.6	8.3	6.2	7.1	5.7	5.2	5.4	10.3	10.9	10.7
Kati	9.3	3.7	4.5	10.6	4.6	6.2	12.0	7.8	9.6	9.1	5.7	7.0	3.2	1.3	2.1
Kusini	4.4	2.8	3.0	6.6	3.9	4.6	5.0	3.7	4.2	5.5	2.4	3.5	4.6	6.3	5.6
Mjini	16.5	32.2	30.1	17.2	29.7	26.4	13.0	18.0	15.9	19.7	32.7	28.0	16.8	16.3	16.5
Magharibi 'A'	16.0	22.9	22.0	14.8	18.0	17.1	15.3	12.0	13.4	16.6	9.8	12.2	19.4	14.0	16.3
Magharibi 'B'	19.0	19.2	19.2	18.5	18.4	18.4	17.6	21.8	20.1	18.4	20.8	19.9	15.3	13.6	14.3
Micheweni	6.8	3.5	4.0	9.2	1.5	3.5	8.0	9.5	8.8	7.8	7.5	7.6	9.9	13.2	11.8
Wete	2.4	0.8	1.0	2.6	6.8	5.7	3.8	4.1	4.0	2.6	2.9	2.8	3.3	4.2	3.8
Mkoani	6.9	4.0	4.4	2.8	2.2	2.4	8.0	6.8	7.3	7.2	5.7	6.2	6.0	8.0	7.1
Chake Chake	2.9	1.9	2.0	5.7	7.7	7.2	4.1	6.3	5.4	3.9	4.8	4.4	4.0	6.4	5.4
Total	100	100	100	100	100	100	100	100	100	100	100	100	100	100	100

Table A. 3: Reported Number of Traffic Cases by Type of Accidents and District, 2019– 2023

District	2023			2022			2021			2020			2019		
	Serious	Minor	Total	Serious	Minor	Total	Serious	Minor	Total	Serious	Minor	Total	Serious	Minor	Total
Kaskazini 'A'	16	4,861	4,877	24	2,151	2,175	23	1,260	1,283	20	1,056	1,076	11	1,302	1,313
Kaskazini 'B'	22	4,062	4,084	31	2,106	2,137	27	1,773	1,800	29	1,596	1,625	19	2,393	2,412
Kati	31	7,749	7,780	24	3,192	3,216	35	1,586	1,621	28	2,370	2,398	35	2,640	2,675
Kusini	13	2,508	2,521	12	822	834	17	579	596	18	355	373	12	513	525
Mjini	7	4,964	4,971	10	3,309	3,319	15	2,626	2,641	46	3,497	3,543	62	3,680	3,742
Magharibi 'A'	32	5,160	5,192	20	2,977	2,997	34	2,008	2,042	75	1,965	2,040	58	2,962	3,020
Magharibi 'B'	22	5,292	5,314	16	4,046	4,062	17	3,941	3,958	42	3,299	3,341	57	2,717	2,774
Micheweni	11	473	484	8	476	484	7	449	456	5	677	682	7	301	308
Wete	19	1,401	1,420	13	1,429	1,442	12	1,884	1,896	24	1,870	1,894	25	138	163
Mkoani	10	1,041	1,051	3	1,029	1,032	16	1,167	1,183	6	885	891	11	997	1,008
Chake Chake	10	1,087	1,097	11	838	849	13	786	799	23	1,773	1,796	14	1,181	1,195
Total	193	38,598	38,791	172	22,375	22,547	216	18,059	18,275	316	19,343	19,659	311	18,824	19,135

Table A. 4: Percentage Distribution of Traffic Cases Reported by Type of Accidents and District; 2019 – 2023

District	2023			2022			2021			2020			2019		
	Serious Cases	Minor Cases	Total Cases	Serious Cases	Minor Cases	Total Cases	Serious Cases	Minor Cases	Total Cases	Serious Cases	Minor Cases	Total Cases	Serious Cases	Minor Cases	Total Cases
Kaskazini 'A'	8.3	12.6	12.6	14.0	9.6	9.6	10.6	7.0	7.0	6.3	5.5	5.5	3.5	6.9	6.9
Kaskazini 'B'	11.4	10.5	10.5	18.0	9.4	9.5	12.5	9.8	9.8	9.2	8.3	8.3	6.1	12.7	12.6
Kati	16.1	20.1	20.1	14.0	14.3	14.3	16.2	8.8	8.9	8.9	12.3	12.2	11.3	14.0	14.0
Kusini	6.7	6.5	6.5	7.0	3.7	3.7	7.9	3.2	3.3	5.7	1.8	1.9	3.9	2.7	2.7
Mjini	3.6	12.9	12.8	5.8	14.8	14.7	6.9	14.5	14.5	14.6	18.1	18.0	19.9	19.5	19.6
Magharibi 'A'	16.6	13.4	13.4	11.6	13.3	13.3	15.7	11.1	11.2	23.7	10.2	10.4	18.6	15.7	15.8
Magharibi 'B'	11.4	13.7	13.7	9.3	18.1	18.0	7.9	21.8	21.7	13.3	17.1	17.0	18.3	14.4	14.5
Micheweni	5.7	1.2	1.2	4.7	2.1	2.1	3.2	2.5	2.5	1.6	3.5	3.5	2.3	1.6	1.6
Wete	9.8	3.6	3.7	7.6	6.4	6.4	5.6	10.4	10.4	7.6	9.7	9.6	8.0	0.7	0.9
Mkoani	5.2	2.7	2.7	1.7	4.6	4.6	7.4	6.5	6.5	1.9	4.6	4.5	3.5	5.3	5.3
Chake Chake	5.2	2.8	2.8	6.4	3.7	3.8	6.0	4.4	4.4	7.3	9.2	9.1	4.5	6.3	6.2
Total	100	100	100	100	100	100	100	100	100	100	100	100	100	100	100

Table A. 5: Number of Offences against Property Stolen and Recovered by Region, 2020- 2023

District	2023				2022				2021				2020			
	Total cases	Properties stolen	Properties recovered	Percentage Recovered	Total cases	Properties Cases	Properties recovered	Percentage Recovered	Total cases	Properties Cases	Properties recovered	Percentage Recovered	Total cases	Properties Cases	Properties recovered	Percentage Recovered
Kaskazini Unguja	664	1,353,986,875	49,150,000	3.6	297	473,536,497	27,128,000	5.7	132	707,394,500	102,915,000	14.5	74	122,531,750	9,000,000	7.3
Kaskazini 'A'	414	925,465,375	3,000,000	0.3	181	234,831,250	6,000,000	2.6	68	654,835,600	102,915,000	15.7	19	65,687,000	9,000,000	13.7
Kaskazini 'B'	250	428,521,500	46,150,000	10.8	116	238,705,247	21,128,000	8.9	64	52,558,900	0	0.0	55	56,844,750	0	0
Kusini Unguja	628	1,037,732,613	40,131,000	3.9	707	2,473,807,353	40,481,001	1.6	199	1,843,596,300	6,200,000	0.3	191	440,358,500	21,795,000	4.9
Kati	380	474,629,532	19,813,000	4.2	227	439,341,200	25,031,001	5.7	150	1,694,826,000	0	0.0	136	113,881,000	18,020,000	15.8
Kusini	248	563,103,081	20,318,000	3.6	480	2,034,466,153	15,450,000	0.8	49	148,770,300	6,200,000	4.2	55	326,477,500	3,775,000	1.2
Mjini Magharibi	6,483	6,992,471,186	65,4804,000	9.4	2,551	4,749,198,212	567,925,801	12	574	1,277,293,257	0	0.0	988	1,543,093,501	371,403,500	24.1
Mjini	2,797	3,024,843,300	25,6015,000	8.5	1150	2,073,639,750	285,709,000	13.8	170	277,195,886	0	0.0	330	429,904,001	111,700,000	26
Magharibi 'A'	1931	2,182,431,340	18,4815,000	8.5	602	738,396,556	48,266,801	6.5	195	287,290,000	0	0.0	299	455,724,500	134,566,000	29.5
Magharibi 'B'	1755	1,785,196,546	21,3974,000	12.0	799	1937161906	233,950,000	12.1	209	712,807,371	0	0.0	359	657,465,000	125,137,500	19
Kaskazini Pemba	399	216,292,500	14,011,100	6.5	248	252,713,501	19,849,000	7.9	158	110,353,600	10,400,000	9.4	23	26,480,000	3,030,000	11.4
Wete	303	181,691,100	12,400,000	6.8	217	171,439,500	16,119,000	9.4	116	85,197,500	2,200,000	2.6	17	19,450,000	0	0
Micheweni	96	34,601,400	1,611,100	4.7	31	81,274,001	3,730,000	4.6	42	25,156,100	8,200,000	32.6	6	7,030,000	3,030,000	43.1
Kusini Pemba	226	170,116,200	21,144,000	12.4	233	387,497,050	41,064,600	10.6	104	52,368,000	13,747,000	26.3	149	110,704,000	50,330,000	45.5
Chake chake	131	136,892,200	13,540,000	9.9	187	317,013,950	32,829,800	10.4	60	25,894,000	9,357,000	36.1	101	57,778,000	37,350,000	64.6
Mkoani	95	33,224,000	7,604,000	22.9	46	70,483,100	8,234,800	11.7	44	26,474,000	4,390,000	16.6	48	52,926,000	12,980,000	24.5
Total	8,400	9,770,599,374	779,240,100	8.0	4,036	8,336,752,613	696,448,402	8.4	1,167	3,991,005,657	133,262,000	3.3	1,425	2,243,167,751	455,558,500	20.3

Table A. 6: Number of Criminal Cases District by and Type of Offences 2019-2023

Offences	Kaskazini "A"					Kaskazini "B"					Kati					Kusini					Magharibi				
	2023	2022	2021	2020	2019	2023	2022	2021	2020	2019	2023	2022	2021	2020	2019	2023	2022	2021	2020	2019	2023	2022	2021	2020	2019
Use of narcotic drugs	0	12	18	2	3	0	8	29	8	9	2	21	37	7	6	0	14	16	3	4	0	45	108	35	23
House breaking/burglary and theft	0	0	33	4	2	1	0	14	2	0	0	0	0	0	5	0	0	0	0	0	1	1	45	9	7
Road accident	0	0	12	5	6	0	0	0	1	0	0	0	0	0	0	0	0	0	0	0	0	0	0	0	0
Traffic cases	51	181	0	44	38	15	142	134	49	72	4	69	0	1	15	1	94	66	23	30	28	3,079	1,121	682	694
Affray	0	1	0	0	0	0	0	0	3	4	0	0	0	0	3	0	0	0	0	1	0	1	0	0	4
Theft of agricultural products	20	7	19	5	5	3	24	32	35	33	59	61	98	52	10	13	12	8	6	4	30	16	23	6	14
Theft	4	11	38	4	6	7	3	24	16	10	18	17	0	2	6	15	8	0	1	0	63	47	33	19	6
Obtaining goods by false pretense	1	1	4	0	0	2	0	6	0	0	7	0	0	0	1	1	1	0	2	6	23	1	0	0	12
Obtaining money by false pretense	1	2	0	0	0	0	2	0	0	0	0	2	0	0	4	1	0	0	0	1	79	76	18	23	10
Entering in a building with intent to commit a felony	0	0	0	3	1	0	0	0	3	0	0	0	0	0	2	0	0	0	0	0	0	1	0	0	0
Dangerous harm	14	9	7	4	2	11	13	17	10	6	15	15	0	5	1	13	8	0	4	6	94	61	20	30	29
Abducting a girl under the custody of her parents	0	0	0	0	1	0	0	0	0	2	0	0	0	0	0	0	0	0	0	0	0	0	0	0	0
Carrying greater number of passengers	0	0	12	5	2	0	0	0	0	0	0	0	0	1	0	0	0	0	1	0	0	0	0	0	6
Driving a vehicle without insurance	0	0	24	6	5	0	0	0	0	0	0	0	0	0	0	0	0	0	2	0	0	0	0	0	11
Driving a vehicle without road license	0	0	34	5	6	0	0	0	0	0	0	0	0	0	0	0	0	0	1	0	0	0	0	0	6
Disobeying traffic law	0	0	0	3	0	0	0	0	0	0	0	0	0	1	0	0	0	0	1	0	0	0	0	0	5
Miscellaneous	6	2	0	1	1	12	13	20	5	7	12	11	34	3	4	9	2	0	4	5	18	59	20	38	64
Total	97	226	201	91	78	51	205	276	132	143	117	196	169	72	57	53	139	90	48	57	336	3,387	1,388	842	891

Count.....Table A. 7: Number of Criminal Cases District by and Type of Offences 2019-2023

Offences	Micheweni					Wete					Mkoani					ChakeChake					Total				
	2023	2022	2021	2020	2019	2023	2022	2021	2020	2019	2023	2022	2021	2020	2019	2023	2022	2021	2020	2019	2023	2022	2021	2020	2019
Use of narcotic drugs	0	3	4	1	2	0	2	2	13	15	0	0	3	4	3	1	7	29	21	32	3	112	246	94	97
House breaking/burglary and theft	0	0	0	2	2	0	0	0	2	1	0	0	14	2	3	0	0	11	7	10	2	1	117	28	30
Road accident	0	0	0	0	0	0	0	0	0	0	0	0	0	0	0	0	0	0	0	0	0	0	12	6	6
Traffic cases	19	52	6	23	20	20	133	0	18	13	0	237	121	40	108	6	21	0	11	5	144	4,008	1,455	288	995
Affray	0	0	0	0	1	0	0	0	0	2	0	0	0	1	2	0	0	0	2	4	0	2	0	18	21
Theft of agricultural products	21	14	11	24	20	10	8	54	15	17	15	12	54	45	30	26	22	42	21	22	197	176	341	191	155
Theft	9	7	7	7	9	4	8	21	5	8	2	10	21	7	6	14	19	21	10	12	136	130	165	71	63
Obtaining goods by false pretense	0	2	2	0	0	0	1	0	0	0	2	0	0	2	3	1	2	0	0	0	37	8	10	4	22
Obtaining money by false pretense	0	0	0	0	0	1	2	0	6	8	2	4	0	0	0	0	4	0	0	0	84	92	18	29	23
Entering in a building with intent to commit a felony	0	0	0	2	1	0	0	0	1	0	0	0	0	1	0	0	0	0	0	0	0	1	0	20	4
Dangerous harm	12	2	0	7	5	15	10	0	9	8	6	4	18	14	3	18	18	18	23	27	198	140	80	110	87
Abducting a girl under the custody of her parents	0	1	1	0	0	0	0	0	0	0	0	0	0	0	0	0	0	0	0	0	0	1	13	0	3
Carrying greater number of passengers	0	0	0	0	0	0	0	0	0	0	0	0	0	7	3	0	0	0	1	0	0	0	24	15	11
Driving a vehicle without insurance	0	0	0	0	0	0	0	0	0	0	0	0	0	2	1	0	0	0	0	0	0	0	34	9	17
Driving a vehicle without road license	0	0	0	0	0	0	0	0	0	0	0	0	0	5	2	0	0	0	0	0	0	0	0	11	14
Disobeying traffic law	0	0	0	0	0	0	0	0	0	0	0	0	0	0	0	0	0	0	0	0	0	0	0	5	5
Miscellaneous	8	5	2	5	8	10	4	0	7	5	3	6	58	21	13	12	16	6	25	24	90	118	140	109	131
Total	69	86	33	71	68	60	168	77	76	77	30	273	289	151	177	78	109	127	121	136	891	4,789	2,655	1,604	1,684

Table A. 8: Number of Criminal cases by Primary Courts, 2019-2023

Offences	Kaskazini "A"					Kaskazini "B"					Kati					Kusini					Magharibi				
	2023	2022	2021	2020	2019	2023	2022	2021	2020	2019	2023	2022	2021	2020	2019	2023	2022	2021	2020	2019	2023	2022	2021	2020	2019
Assault causing bodily harm	1	1	0	9	16	2	1	0	0	0	5	5	0	8	11	7	1	0	2	0	48	24	0	8	5
Conduct conclusive breach of peace	7	0	0	4	5	5	3	0	1	1	5	1	0	1	4	4	1	0	1	1	21	14	0	0	0
Being found with illegal alcohol and tools for the production of illegal alcohol	0	1	0	0	0	0	0	0	0	0	0	6	0	7	12	0	1	0	0	0	0	0	0	1	4
Being found with tools for the production of illegal alcohol	0	0	0	0	0	0	0	0	3	4	0	0	0	0	1	0	0	0	0	0	0	0	0	0	0
Theft	0	0	0	8	12	0	5	3	2	4	4	2	18	1	6	1	0	5	14	12	13	4	4	9	2
Malicious destruction of the property	0	0	0	0	0	0	0	0	0	0	0	0	0	0	0	0	0	0	0	0	0	0	14	6	4
Traffic	85	562	193	181	176	117	735	242	209	347	101	404	0	84	123	40	138	99	128	122	1,094	5,947	2,778	2,017	2,012
Driving motor cycle without protective helmet	0	0	0	0	0	0	0	0	0	0	0	0	0	1	0	0	0	0	0	0	0	0	0	0	0
Driving without driving license	0	0	0	1	0	0	0	0	0	0	0	0	0	2	0	0	0	0	0	0	0	0	0	0	0
Speeding	0	0	0	0	0	0	0	0	0	0	0	0	0	0	0	0	0	0	0	0	0	0	0	0	0
Miscellaneous	1	0	0	5	4	2	1	3	2	0	1	1	4	5	19	2	3	1	9	7	3	23	6	4	2
Total	94	564	193	208	213	126	745	248	217	356	116	419	22	106	179	54	144	105	154	142	1,179	6,012	2,802	2,045	2,029

Count Table A. 8: Number of Criminal cases by Primary Courts, 2019-2023

Offences	Chwaka					Micheweni					Wete					Mkoani					Chakechake				
	2023	2022	2021	2020	2019	2023	2022	2021	2020	2019	2023	2022	2021	2020	2019	2023	2022	2021	2020	2019	2023	2022	2021	2020	2019
Assault causing bodily harm	5	2	0	1	0	12	2	0	3	5	3	0	0	5	3	4	10	0	4	5	13	2	0	14	8
Conduct conclusive breach of peace	0	0	0	0	0	1	0	0	0	0	0	1	0	0	0	2	2	0	0	0	6	4	0	0	0
Being found with illegal alcohol and tools for the production of illegal alcohol	0	0	0	0	0	0	1	0	2	1	0	0	0	8	4	0	1	0	0	0	0	2	0	0	0
Being found with tools for the production of illegal alcohol	0	0	0	0	0		0	0	0	0	0	0	0	0	0	0	0	0	0	0	0	0	0	0	0
Theft	0	0	0	0	1	8	9	2	6	5	4	1	10	9	6	19	23	0	5	10	9	7	38	19	25
Malicious destruction of the property	0	0	0	0	0	0	1	0	0	0	0	0	0	0	0	0	0	0	0	0	0	0	0	0	0
Traffic	0	0	0	7	10	11	125	83	65	63	136	408	425	265	147	34	206	28	8	6	100	461	268	284	253
Driving motor cycle without protective helmet	0	0	0	0	1		0	0	0	0	0	0		0	0	0	0	0	0	0	0	0	0	0	0
Driving without driving license	0	0	0	0	0		0	0	0	0	0	0	0	0	0	0	0	0	0	0	0	0	0	0	0
Speeding	0	0	0	0	0		0	0	0	0	0	0	0	0	0	0	0	0	0	0	0	0	0	0	0
Miscellaneous	0	0	0	1	1	9	3	0	4	0	12	3	0	4	2	13	35	0	1	1	6	17	58	25	28
Total	5	2	0	9	13	41	141	85	80	74	155	413	435	291	163	72	277	28	18	22	134	493	364	342	314

Table A. 9: Number of Inmates by Sentence Served and Sex, Unguja Island, 2019-2023

Age group	2023			2022			2021			2020			2019		
	Male	Female	Total	Male	Female	Total	Male	Female	Total	Male	Female	Total	Male	Female	Total
3 months and below	142	0	142	239	28	267	107	9	116	139	6	145	127	6	133
4-11 months	105	1	106	188	12	200	65	2	67	93	0	93	79	3	82
1-2 years	62	2	64	72	3	75	131	6	137	64	5	69	75	0	75
3-5 years	35	1	36	52	2	54	33	0	33	28	1	29	37	0	37
6 – 10 years	23	4	27	32	0	32	39	3	41	24	0	24	22	0	22
11+ years	17	2	19	22	0	22	39	1	40	7	0	7	4	0	4
Life imprisonment	0	0	0	0	0	0	0	0	0	1	0	1	0	0	0
Death Penalty	0	0	0	0	0	0	0	0	0	0	0	0	0	0	0
Total	384	10	394	605	45	650	413	21	434	356	12	368	344	9	353

Table A. 10: Number of Inmates by Sentence Served in Pemba Island, 2019-2023

Age group	2023			2022			2021			2020			2019		
	Male	Female	Total	Male	Female	Total	Male	Female	Total	Male	Female	Total	Male	Female	Total
3 months and below	55	0	55	52	15	67	35	1	36	56	0	56	56	0	56
4-11 months	42	0	42	38	3	41	38	0	38	45	0	45	35	0	35
1-2 years	14	0	14	12	2	14	26	1	27	21	0	21	14	0	14
3-5 years	9	0	9	7	0	7	15	0	15	10	0	10	12	0	12
6 – 10 years	4	0	4	4	0	4	10	0	10	4	0	4	6	0	6
11+ years	2	0	2	2	0	2	7	0	7	0	0	0	1	0	1
Life imprisonment	0	0	0	0	0	0	0	0	0	0	0	0	0	0	0
Death Penalty	0	0	0	0	0	0	0	0	0	0	0	0	0	0	0
Total	126	0	126	115	20	135	131	2	133	136	0	136	124	0	124

Table A. 11: Number of Inmates by Age Groups and Sex in Unguja Island, 2019-2023

Age group	2023			2022			2021			2020			2019		
	Male	Female	Total	Male	Female	Total	Male	Female	Total	Male	Female	Total	Male	Female	Total
Under 18	12	0	12	3	0	3	3	0	3	11	0	11	5	0	5
18-35	265	8	273	475	48	523	340	14	354	277	9	286	267	7	274
36+	107	2	109	117	7	124	70	7	77	68	3	71	72	2	74
Total	384	10	394	595	55	650	413	21	434	356	12	368	344	9	353

Table A. 12: Number of Inmates by Age group and Sex in Pemba Island, 2019-2023

Age group	2023			2022			2021			2020			2019		
	Male	Female	Total	Male	Female	Total	Male	Female	Total	Male	Female	Total	Male	Female	Total
Under 18	0	0	0	0	2	2	1	0	1	3	0	3	1	0	1
18-35	90	0	90	92	17	109	109	2	111	112	0	112	112	0	112
36+	36	0	36	23	1	24	21	0	21	21	0	21	11	0	11
Total	126	0	126	115	20	135	131	2	133	136	0	136	124	0	124

Table A. 13: Inmates and Remand by Deaths and Sex, 2019-2023

Death	2023			2022			2021			2020			2019		
	Male	Female	Total	Male	Female	Total	Male	Female	Total	Male	Female	Total	Male	Female	Total
Trainees who dead in custody	0	0	0	0	0	0	1	0	1	0	0	0	1	0	1
Remands who dead in custody	0	0	0	0	0	0	0	0	0	1	0	1	0	0	0
Total	0	0	0	0	0	0	1	0	1	1	0	1	1	0	1

ANNEX II: COVERAGE

Data was collected from all administrative record of Judiciary of Zanzibar. The main sources of the information's are:-

- i. High Court of Zanzibar
- ii. Regional Magistrate Court
- iii. District Magistrate Court
- iv. Primary Magistrate Court
- v. Kadhi's Magistrate Court

Court Building

Building	Services Available
Tunguu High Court	Court of Appeal High Court Kadhi's Appeal Children Court
Vuga Regional Court	Regional Magistrate Court Children Court
Mwera Regional Court	Regional Magistrate Court District Magistrate Court Kadhi's District Court Primary Magistrate Court
Mahonda	Regional Magistrate Court Children Court District Magistrate Court Kadhi's District Court Primary Magistrate Court
Chakechake	High Court Regional Magistrate Court Children Court District Magistrate Court Kadhi's District Court
Wete	Regional Magistrate Court

Building	Services Available
	Children Court District Magistrate Court Kadhi's District Court Primary Magistrate Court Regional Magistrate Court Children Court
Mwanakwerekwe District	District Magistrate Court Primary Magistrate Court
Mwanakwerekwe Kadhi	Kadhi's District Court
Makunduchi	District Magistrate Court Kadhi's District Court Primary Magistrate Court
Gamba	District Magistrate Court Kadhi's District Court Primary Magistrate Court
Mkoani	District Magistrate Court Kadhi's District Court Primary Magistrate Court
Konde	District Magistrate Court Kadhi's District Court Primary Magistrate Court
Chwaka	Kadhi's District Court Primary Magistrate Court
Kengeja	Kadhi's District Court Primary Magistrate Court

ANNEX III: LIST OF CONTRIBUTORS

Management

Salum Kassim Ali	Chief Government Statistician
Fahima Mohammed Isaa	Director, Department of Social Statistics
Bakari Kitwana Makame	Director, Department of Standards, Coordination of Statistics and Research
Abdalla Khamis Abdalla	Director, Administration and Planning
Said Mohammed Said	Head, OCGS Pemba
Salama Njani Khamis	Head of Public Relation Unit
Hija Hamid Yussuf	Head of Procurement and Supply Unit
Said Omar Mohammed	Head legal Service Unit
Hashim Uzia Mohammed	Head of Information Communication Technology (ICT) Unit
Mohammed Bakar Chwaya	Head of Internal Auditor Unit
Suleiman Ali Suleiman	Chief Accountant

Reviewer

M.s Fahima Mohammed Issa	The Office of the Chief Government Statistician
Ms. Sabina Raphael Daima	The Office of the Chief Government Statistician
Ms. Ramla Hassan Pandu	The Office of the Chief Government Statistician
Ms. Asha Mussa Mahfoudh	The Office of the Chief Government Statistician
Mr. Ahmada Hassan Suleiman	The Office of the Chief Government Statistician
A/INSP Said Ali Said	Police Headquarter -Zanzibar
ASP Salum Msabaha Ali	Institute of Education for Offenders
Mr. Abdul-rahman Haji Makame	Judiciary of Zanzibar
Ms. Salma Suleiman Abdalla	Judiciary of Zanzibar
Mr. Ali Athumani Said	Judiciary of Zanzibar
Mr. Said Mohammed Bakar	Judiciary of Zanzibar

Authors

Ms. Sabina Raphael Daima	The Office of the Chief Government Statistician
Ms. Ramla Hassan Pandu	The Office of the Chief Government Statistician
Ms. Asha Mussa Mahfoudh	The Office of the Chief Government Statistician
Mr. Ahmada Hassan Suleiman	The Office of the Chief Government Statistician

Data Compiler

A/INSP Said Ali Said	Police Headquarter -Zanzibar
A/INSP Makame Simai Makame	Police Mjini Magharibi
SGT Mohamed Rajab Ali	Police Kusini Unguja
SGT Mariam Ambari Maftah	Police Kusini Pemba
SGT Hamad Abraham Othman	Police Kaskazini Pemba
CPL Abdallah Iddi Juma	Police Headquarter -Zanzibar
CPL Abdalla Rajab Ali	Police Kaskazini Unguja
ASP Salum Msabaha Ali	Institute of Education for Offenders
S/SGT Juma Khamis Juma	Institute of Education for Offenders
S/SGT Omar Salum Abdalla	Institute of Education for Offenders
PTE Kachea Marwa Mugasa	Institute of Education for Offenders
Mr. Abdul-rahman Haji Makame	Judiciary of Zanzibar
Ms. Salma Suleiman Abdalla	Judiciary of Zanzibar
Mr. Ali Athumani Said	Judiciary of Zanzibar
Mr. Said Mohammed Bakar	Judiciary of Zanzibar
Mr. Omar Salim Hamad	Judiciary of Zanzibar

Office of the Chief Government Statistician, Zanzibar

Vision

The Vision of the Office of Chief Government Statistician (OCGS) is “To become a Centre of excellence for statistical production and for promoting a culture of Evidence -based policy and decision- making”.

Mission

The Mission of OCGS is “to coordinate production of official statistics, provide high quality statistical data and information and promote their use in planning, decision making, administration, governance, monitoring and evaluation”.

**For comments and suggestions, please contact: Chief Government Statistician,
Office of the Chief Government Statistician,**

**P.O.Box 2321, Zanzibar
7 Fumba Road,
71125 Mjini Magharibi
Zanzibar - Tanzania**

**Tel: +255 24 224 0134
Fax: +255 24 224 0135
Email: cgs@ocgs.go.tz
Website: www.ocgs.go.tz**

