

# STATISTICAL RELEASE ZANZIBAR ROAD ACCIDENTS AND OFFENCES STATISTICS FOR FEBRUARY-2019

No: 15



*Office of Chief Government Statistician*

P.O. Box 2321, Zanzibar  
Telephone +255242231869  
Email: [zanstat@ocgs.go.tz](mailto:zanstat@ocgs.go.tz)  
Website: <http://www.ocgs.go.tz>



*Police Headquarter Zanzibar*

P.O.Box 237, PHQ Zanzibar  
Fax No: 0242231367  
Email: [cidhqznz@gmail.com](mailto:cidhqznz@gmail.com)

## **Introduction**

This is a monthly release which provides summary of statistics from two crime statistics areas namely road accidents and traffic offences. These statistics are released by geographical disaggregation, category and differentiated by gender

Road accidents statistics provide information on number of accidents occurred, type of victim and status of the victim after the accident. While, traffic offences statistics provide information about the road traffic offenses classified into ten broad categories.

## **Objective**

The main objective of the release is to provide timely road accidents and traffic offences information in Zanzibar. This information is useful for planners, policy makers and decision makers.

## **1. Road Accidents**

A total of 25 accidents were reported in February 2019 that involved 35 victims of whom 32 were males and three were females. Among the victims, 16 were injured and 19 were died. Magharibi B district reported the highest number of accidents (six accidents), followed by Mjini and Chake Chake (five accidents). Magharibi B and Chake Chake reported the highest number of victims (10 victims) which is equivalent to one third of the total victims (28.6 percent) (Table 1.1).

Among the victims of the road accidents (died/injured), most of them were Pedestrian (14), followed by cyclists (13), passengers (7) and drivers (1) (Table 1.2).

The total number of accidents reported were 25 in February 2019 is the same as number of accidents reported in February, 2018, while the number of victims decreased by 48.5 percent from 68 in February 2018 to 35 in February 2019. Comparing with preceding month, the number of

accidents increased from 22 accidents reported in January, 2019 to 30 reported in February, 2019 (Table 1.3 and 1.4).

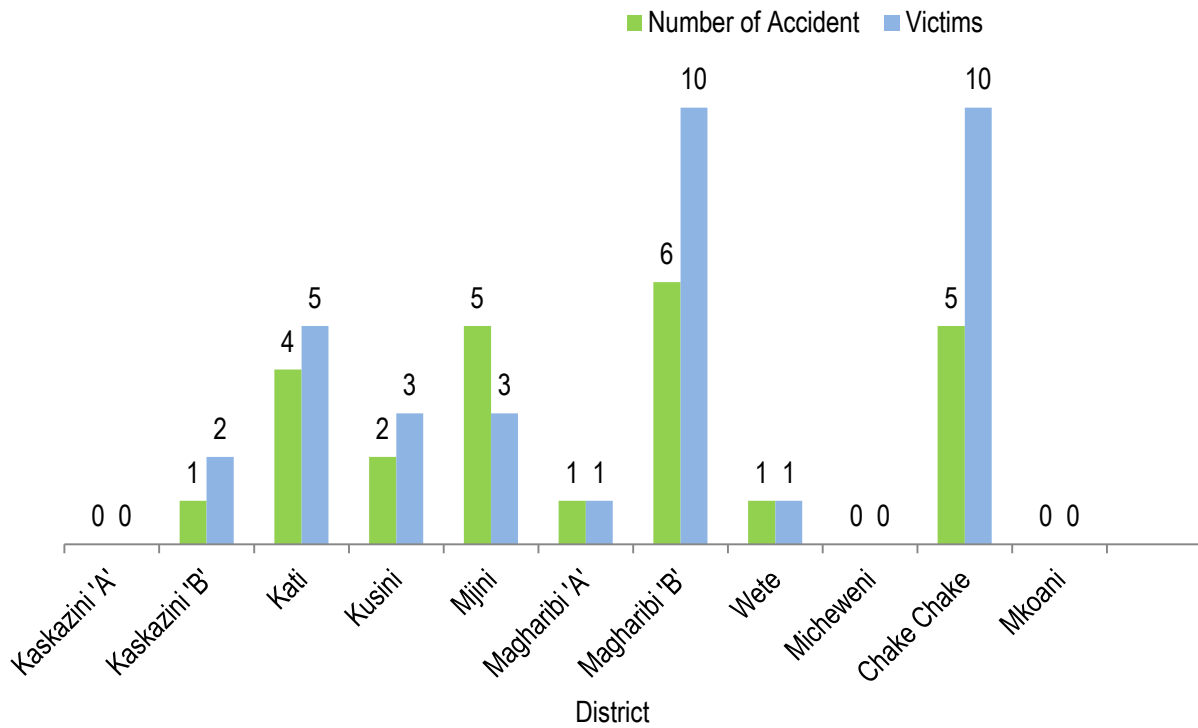
## **2. Traffic Offences**

A total of 1,930 traffic offences were reported in February 2019 of which all offences were committed by males. Dangerous loads and passengers' offences were highly reported (530 offences) followed by, non-compliance with guidelines and traffic regulations (418 offences), Failure to wear uniforms and badges for conductor and driver at passenger car (310 offences) and driving without licenses, insurance and road license (288 offences). The listed four offences account for 80.1 percent of all offences (Table 2.1).

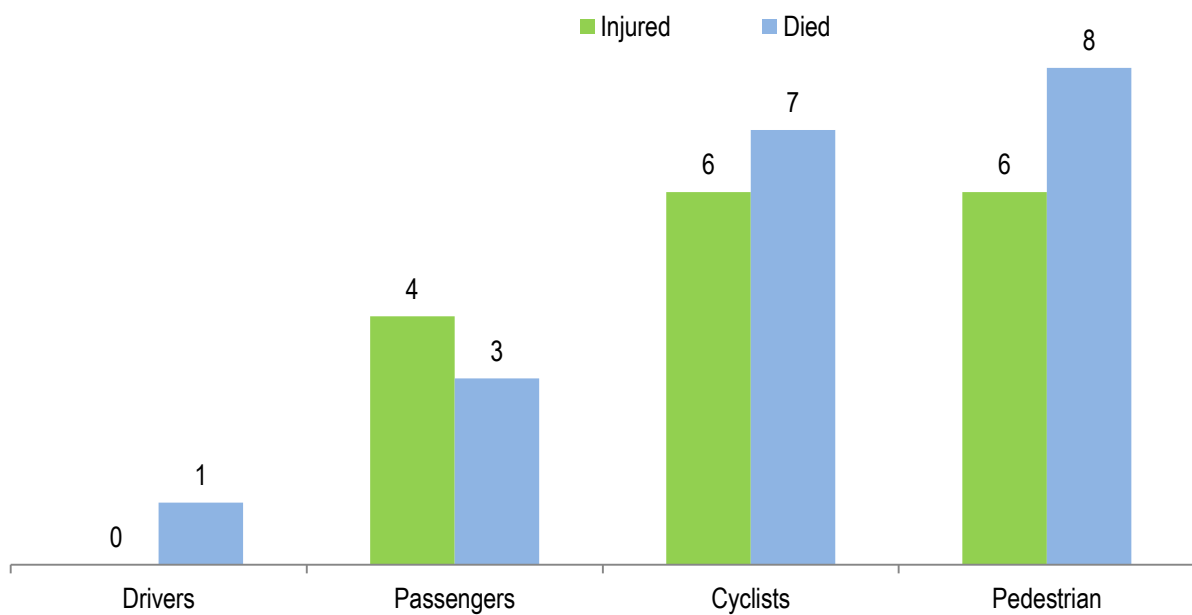
Mjini district committed the highest number of offences (339 offences) which is equivalent 17.6 percent of all offences, while Kusini reported the least number of offences 28 offences (1.5 percent). The districts of Mjini Magharibi shared 47.7 percent of all offences suggesting that the region continues to be the center of road offences. Magharibi A district was more likely to commit offences of 'non-Compliance with guidelines and traffic regulations' (107 offences), dangerous loads and passengers' (73 offences) and 'failure to wear uniforms and badges for conductor and driver at passenger car' (55 offences) while Mjini district was most likely to commit offences of 'Dangerous loads and passengers' (89 offences). All districts in Mjini Magharibi region committed more offences on 'non-Compliance with guidelines and traffic regulations', 'dangerous loads and passengers' and 'driving without helmet' (Table 2.1 and 2.2).

A total number of offences reported in February 2019 decreased to 1,930 from 3,741 reported on February in 2018 which indicates a decreasing of 48.4 percent. Compared with previous month, the number offences reported in February, 2019 decreased to 1,930 from 2,253 in January 2019 which indicate a decreasing of 14.3 percent.

**Figure 1.1: Number of Accident and Victims by District, February 2019**



**Figure 1.2: Number of Victim of Accidents, February 2019**



**Table 1.1: Number of Reported Victims of Road Accidents by District and Sex; February, 2019**

District	No of Accident		Died				Injured				Total			
	Number	Percent	Male	Female	Total	Percent	Male	Female	Total	Percent	Male	Female	Total	Percent
Kaskazini 'A'	0	0	0	0	0	0	0	0	0	0	0	0	0	0
Kaskazini 'B'	1	4.0	2	0	2	10.5	0	0	0	0	2	0	2	5.7
Kati	4	16.0	3	0	3	15.8	2	0	2	12.5	5	0	5	14.3
Kusini	2	8.0	0	0	0	0	1	2	3	18.8	1	2	3	8.6
Mjini	5	20.0	2	0	2	10.5	1	0	1	6.3	3	0	3	8.6
Magharibi 'A'	1	4.0	0	0	0	0	0	1	1	6.3	0	1	1	2.9
Magharibi 'B'	6	24.0	2	0	2	10.5	8	0	8	50.0	10	0	10	28.6
Wete	1	4.0	0	0	0	0	1	0	1	6.3	1	0	1	2.9
Micheweni	0	0	0	0	0	0	0	0	0	0	0	0	0	0
Chake chake	5	20.0	10	0	10	52.6	0	0	0	0	10	0	10	28.6
Mkoani	0	0	0	0	0	0	0	0	0	0	0	0	0	0
<b>Total</b>	<b>25</b>	<b>100</b>	<b>19</b>	<b>0</b>	<b>19</b>	<b>100</b>	<b>13</b>	<b>3</b>	<b>16</b>	<b>100</b>	<b>32</b>	<b>3</b>	<b>35</b>	<b>100</b>

Source: Police Headquarter Zanzibar

**Table 1.2: Number of Reported Road Accident by District and Type of Victims; February 2019**

District	No. of Accident	Drivers						Passengers						Cyclists						Pedestrian					
		Died			Injured			Died			Injured			Died			Injured			Died			Injured		
		M	F	T	M	F	T	M	F	T	M	F	T	M	F	T	M	F	T	M	F	T	M	F	T
Kaskazini 'A'	0	0	0	0	0	0	0	0	0	0	0	0	0	0	0	0	0	0	0	0	0	0	0	0	0
Kaskazini 'B'	1	0	0	0	0	0	0	0	0	0	0	0	0	2	0	2	0	0	0	0	0	0	0	0	0
Kati	4	0	0	0	0	0	0	0	0	0	0	0	0	1	0	1	0	0	0	2	0	2	2	0	2
Kusini	2	0	0	0	0	0	0	0	0	0	0	0	0	0	0	0	1	1	2	0	0	0	0	1	1
Mjini	5	0	0	0	0	0	0	1	0	1	0	0	0	0	0	0	0	0	0	1	0	1	1	0	1
Magharibi 'A'	1	0	0	0	0	0	0	0	0	0	0	0	0	0	0	0	0	0	0	0	0	0	0	1	1
Magharibi 'B'	6	1	0	1	0	0	0	1	0	1	4	0	4	0	0	0	4	0	4	0	0	0	0	0	0
Wete	1	0	0	0	0	0	0	0	0	0	0	0	0	0	0	0	0	0	0	0	0	0	1	0	1
Micheweni	0	0	0	0	0	0	0	0	0	0	0	0	0	0	0	0	0	0	0	0	0	0	0	0	0
Chake chake	5	0	0	0	0	0	0	1	0	1	0	0	0	4	0	4	0	0	0	5	0	5	0	0	0
Mkoani	0	0	0	0	0	0	0	0	0	0	0	0	0	0	0	0	0	0	0	0	0	0	0	0	0
<b>Total</b>	<b>25</b>	<b>1</b>	<b>0</b>	<b>1</b>	<b>0</b>	<b>0</b>	<b>0</b>	<b>3</b>	<b>0</b>	<b>3</b>	<b>4</b>	<b>0</b>	<b>4</b>	<b>7</b>	<b>0</b>	<b>7</b>	<b>5</b>	<b>1</b>	<b>6</b>	<b>8</b>	<b>0</b>	<b>8</b>	<b>4</b>	<b>2</b>	<b>6</b>

Source: Police Headquarter Zanzibar

**Note:**

M: Male  
 F: Female  
 T: Total

**Table 1.3: Statistics of Road Accidents, February, 2018 and 2019**

District	No of accidents		Victims				Drivers				Passengers				Cyclist				Pedestrians				
			Injured		Died		Injured		Died		Injured		Died		Injured		Died		Injured		Died		
	Feb 18	Feb 19	Feb 18	Feb 19	Feb18	Feb19	Feb 18	Feb 19	Feb 18	Feb 19	Feb 18	Feb 19	Feb 18	Feb 19	Feb 18	Feb 19	Feb 18	Feb 19	Feb 18	Feb 19	Feb 18	Feb 19	
Kaskazini 'A'	2	0	23	0	2	0	1	0	2	0	22	0	0	0	0	0	0	0	0	0	0	0	0
Kaskazini 'B'	3	1	0	0	1	2	0	0	0	0	0	0	0	0	0	2	0	0	0	0	0	0	0
Kati	1	4	0	2	1	3	0	0	0	0	0	0	1	0	0	0	1	1	0	2	1	2	2
Kusini	1	2	0	3	1	0	0	0	0	0	0	0	1	0	0	2	1	0	0	1	0	0	0
Mjini	2	5	2	1	1	2	2	0	0	1	0	0	0	1	0	0	0	0	0	1	2	1	1
Magharibi 'A'	5	1	3	1	2	0	0	0	1	0	0	0	1	0	0	0	1	0	3	1	0	0	0
Magharibi 'B'	9	6	14	8	4	2	1	0	0	1	11	4	1	1	1	4	1	0	1	0	2	0	0
Wete	1	1	12	1	0	0	1	0	0	0	11	0	0	0	0	0	0	0	0	1	0	0	0
Micheweni	0	0	0	0	0	0	0	0	0	0	0	0	0	0	0	0	0	0	0	0	0	0	0
Chake chake	1	5	0	0	2	10	0	0	0	1	0	0	2	1	0	0	2	4	0	0	0	5	5
Mkoani	0	0	0	0	0	0	0	0	0	0	0	0	0	0	0	0	0	0	0	0	1	0	0
<b>Total</b>	<b>25</b>	<b>25</b>	<b>54</b>	<b>16</b>	<b>14</b>	<b>19</b>	<b>5</b>	<b>0</b>	<b>3</b>	<b>3</b>	<b>44</b>	<b>4</b>	<b>6</b>	<b>3</b>	<b>1</b>	<b>6</b>	<b>6</b>	<b>7</b>	<b>4</b>	<b>6</b>	<b>6</b>	<b>8</b>	<b>8</b>

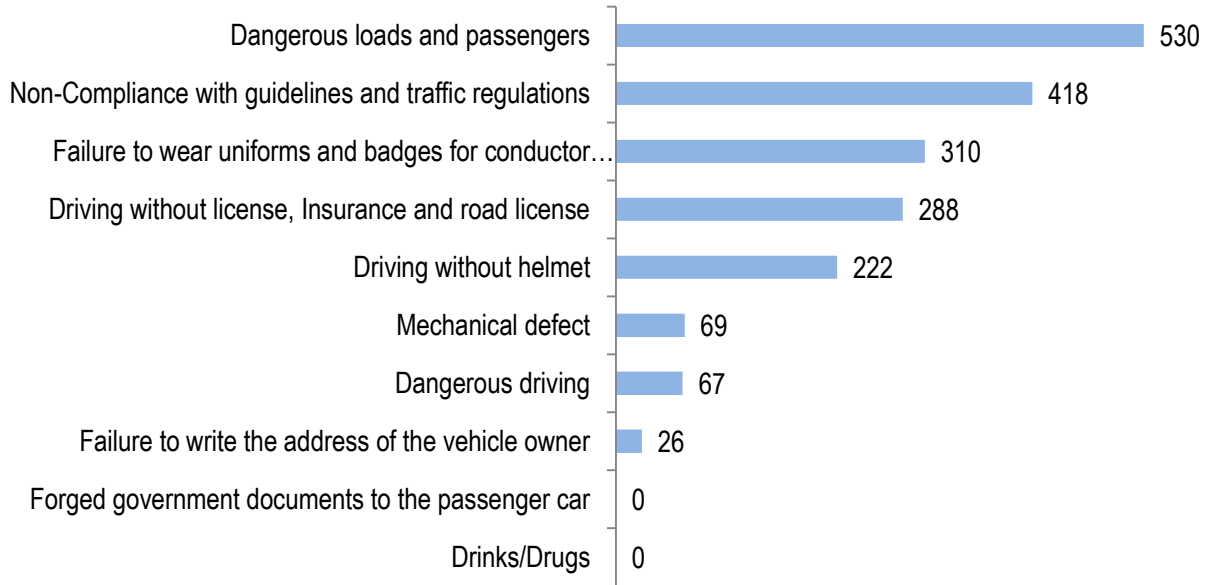
Source: Police Headquarter Zanzibar

**Table 1.4: Statistics of Road Accidents, between January and February, 2019**

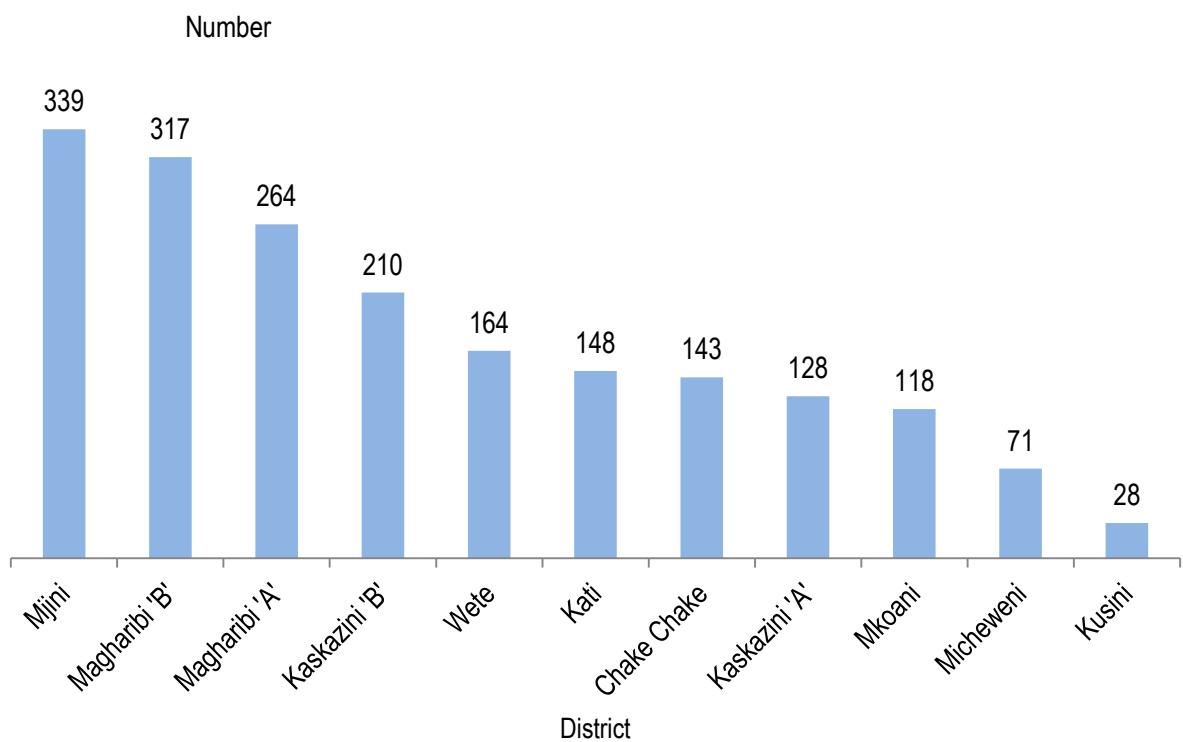
District	No of Accident		Victims				Drivers				Passengers				Cyclists				Pedestrian			
			Injured		Died		Injured		Died		Injured		Died		Injured		Died		Injured		Died	
	Jan	Feb	Jan	Feb	Jan	Feb	Jan	Feb	Jan	Feb	Jan	Feb	Jan	Feb	Jan	Feb	Jan	Feb	Jan	Feb	Jan	Feb
Kaskazini 'A'	2	0	1	0	2	0	1	0	0	0	0	0	2	0	0	0	0	0	0	0	0	0
Kaskazini 'B'	1	1	6	0	0	2	0	0	0	0	6	0	0	0	0	0	0	2	0	0	0	0
Kati	1	4	3	2	0	3	1	0	0	0	1	0	0	0	0	0	0	1	1	2	0	2
Kusini	2	2	5	3	0	0	0	0	0	0	4	0	0	0	1	2	0	0	0	1	0	0
Mjini	5	5	4	1	1	2	0	0	0	1	2	0	0	1	1	0	1	0	1	1	0	1
Magharibi 'A'	3	1	1	1	3	0	0	0	0	0	0	0	1	0	0	0	2	0	1	1	0	0
Magharibi 'B'	8	6	11	8	3	2	1	0	0	1	4	4	0	1	4	4	1	0	2	0	2	0
Wete	0	1	0	1	0	0	0	0	0	0	0	0	0	0	0	0	0	0	0	1	0	0
Micheweni	0	0	0	0	0	0	0	0	0	0	0	0	0	0	0	0	0	0	0	0	0	0
Chake Chake	0	5	0	0	0	10	0	0	0	1	0	0	0	1	0	0	0	4	0	0	0	5
Mkoani	0	0	0	0	0	0	0	0	0	0	0	0	0	0	0	0	0	0	0	0	0	0
<b>Total</b>	<b>22</b>	<b>25</b>	<b>31</b>	<b>16</b>	<b>9</b>	<b>19</b>	<b>3</b>	<b>0</b>	<b>0</b>	<b>3</b>	<b>17</b>	<b>4</b>	<b>3</b>	<b>3</b>	<b>6</b>	<b>6</b>	<b>4</b>	<b>7</b>	<b>5</b>	<b>6</b>	<b>2</b>	<b>8</b>

Source: Police Headquarter Zanzibar

**Figure 2.1: Number of Offences by Type, February 2019**



**Figure 2.2: Number of Offences by Districts, February 2019**





**Table 2.1: Reported Traffic Offences by District and Sex, February, 2019**

District	Drinks/Drugs			Dangerous driving			Mechanical defect			Driving without helmet			Driving without license, Insurance and road license		
	Male	Female	Total	Male	Female	Total	Male	Female	Total	Male	Female	Total	Male	Female	Total
Kaskazini 'A'	0	0	0	5	0	5	7	0	7	3	0	3	21	0	21
Kaskazini 'B'	0	0	0	20	0	20	15	0	15	10	0	10	38	0	38
Kati	0	0	0	17	0	17	41	0	41	2	0	2	10	0	10
Kusini	0	0	0	0	0	0	0	0	0	0	0	0	3	0	3
Mjini	0	0	0	0	0	0	0	0	0	87	0	87	42	0	42
Magharibi 'A'	0	0	0	0	0	0	0	0	0	11	0	11	18	0	18
Magharibi 'B'	0	0	0	0	0	0	2	0	2	30	0	30	58	0	58
Wete	0	0	0	18	0	18	0	0	0	24	0	24	50	0	50
Micheweni	0	0	0	2	0	2	2	0	2	5	0	5	14	0	14
Chake chake	0	0	0	5	0	5	2	0	2	41	0	41	16	0	16
Mkoani	0	0	0	0	0	0	0	0	0	5	4	9	18	0	18
<b>Total</b>	<b>0</b>	<b>0</b>	<b>0</b>	<b>67</b>	<b>0</b>	<b>67</b>	<b>69</b>	<b>0</b>	<b>69</b>	<b>218</b>	<b>4</b>	<b>222</b>	<b>288</b>	<b>0</b>	<b>288</b>

Source: Police Headquarter Zanzibar

Cont..... Table 2.1: Reported Traffic Offences by District and Sex; February 2019

District	Dangerous loads and passengers			Failure to write the address of the vehicle owner			Forged government documents to the passenger car			Failure to wear uniforms and badges for conductor and driver at passenger car			Non-Compliance with guidelines and traffic regulations			Total		
	Male	Female	Total	Male	Female	Total	Male	Female	Total	Male	Female	Total	Male	Female	Total	Male	Female	Total
Kaskazini 'A'	57	0	57	0	0	0	0	0	0	0	0	0	35	0	35	128	0	128
Kaskazini 'B'	60	0	60	7	0	7	0	0	0	12	0	12	48	0	48	210	0	210
Kati	41	0	41	9	0	9	0	0	0	8	0	8	20	0	20	148	0	148
Kusini	15	0	15	0	0	0	0	0	0	3	0	3	7	0	7	28	0	28
Mjini	89	0	89	0	0	0	0	0	0	79	0	79	42	0	42	339	0	339
Magharibi 'A'	73	0	73	0	0	0	0	0	0	55	0	55	107	0	107	264	0	264
Magharibi 'B'	69	0	69	7	0	7	0	0	0	80	0	80	71	0	71	317	0	317
Wete	25	0	25	3	0	3	0	0	0	17	0	17	27	0	27	164	0	164
Micheweni	23	0	23	0	0	0	0	0	0	13	0	13	12	0	12	71	0	71
Chake chake	46	0	46	0	0	0	0	0	0	13	0	13	20	0	20	143	0	143
Mkoani	32	0	32	0	0	0	0	0	0	30	0	30	29	0	29	114	4	118
<b>Total</b>	<b>530</b>	<b>0</b>	<b>530</b>	<b>26</b>	<b>0</b>	<b>26</b>	<b>0</b>	<b>0</b>	<b>0</b>	<b>310</b>	<b>0</b>	<b>310</b>	<b>418</b>	<b>0</b>	<b>418</b>	<b>1,926</b>	<b>4</b>	<b>1,930</b>

Source: Police Headquarter Zanzibar

**Table 2.2: Statistics of Offences, between February, 2018 and 2019**

District	Drinks/Drugs		Dangerous driving		Mechanical defect		Driving without helmet		Driving without license, Insurance and road license		Dangerous loads and passengers		Failure to write the address of the vehicle owner		Forged government documents to the passenger car		Failure to wear uniforms and badges for conductor and driver at passenger car		Non-Compliance with guidelines and traffic regulations		Total	
	Feb-18	Feb-19	Feb-18	Feb-19	Feb-18	Feb-19	Feb-18	Feb-19	Feb-18	Feb-19	Feb-18	Feb-19	Feb-18	Feb-19	Feb-18	Feb-19	Feb-18	Feb-19	Feb-18	Feb-19	Feb-18	Feb-19
Kaskazini 'A'	0	0	15	5	6	7	18	3	14	21	53	57	1	0	0	0	24	0	48	35	179	128
Kaskazini 'B'	0	0	47	20	10	15	12	10	25	38	62	60	8	7	0	0	70	12	63	48	297	210
Kati	0	0	1	17	47	41	6	2	41	10	324	41	0	9	0	0	0	8	255	20	674	148
Kusini	0	0	0	0	8	0	2	0	6	3	6	15	0	0	0	0	0	3	24	7	46	28
Mjini	0	0	15	0	2	0	72	87	232	42	113	89	0	0	0	0	41	79	102	42	577	339
Magharibi 'A'	0	0	0	0	5	0	21	11	285	18	91	73	0	0	0	0	104	55	35	107	541	264
Magharibi 'B'	0	0	2	0	0	2	39	30	301	58	72	69	0	7	0	0	83	80	14	71	511	317
Wete	0	0	68	18	0	0	14	24	33	50	193	25	3	3	0	0	17	17	170	27	498	164
Micheweni	0	0	41	2	0	2	8	5	20	14	9	23	0	0	0	0	6	13	36	12	120	71
Chake chake	0	0	0	5	10	2	25	41	22	16	59	46	0	0	14	0	4	13	43	20	177	143
Mkoani	0	0	0	0	0	0	4	9	20	18	47	32	0	0	0	0	0	30	50	29	121	118
<b>Total</b>	<b>0</b>	<b>0</b>	<b>189</b>	<b>67</b>	<b>88</b>	<b>69</b>	<b>221</b>	<b>222</b>	<b>999</b>	<b>288</b>	<b>1029</b>	<b>530</b>	<b>12</b>	<b>26</b>	<b>14</b>	<b>0</b>	<b>349</b>	<b>310</b>	<b>840</b>	<b>418</b>	<b>3,741</b>	<b>1,930</b>

Source: Police Headquarter Zanzibar

**Table 2.2: Statistics of Offences, between January and February, 2019**

District	Drinks/Drugs		Dangerous driving		Mechanical defect		Driving without helmet		Driving without license, Insurance and road license		Dangerous loads and passengers		Failure to write the address of the vehicle owner		Forged government documents to the passenger car		Failure to wear uniforms and badges for conductor and driver at passenger car		Non-Compliance with guidelines and traffic regulations		Total	
	Jan	Feb	Jan	Feb	Jan	Feb	Jan	Feb	Jan	Feb	Jan	Feb	Jan	Feb	Jan	Feb	Jan	Feb	Jan	Feb	Jan	Feb
Kaskazini 'A'	0	0	2	5	15	7	2	3	31	21	51	57	1	0	0	0	24	0	38	35	164	128
Kaskazini 'B'	0	0	24	20	17	15	7	10	41	38	67	60	17	7	0	0	12	12	58	48	243	210
Kati	0	0	26	17	40	41	13	2	34	10	143	41	40	9	0	0	47	8	27	20	370	148
Kusini	0	0	0	0	6	0	1	0	15	3	14	15	0	0	0	0	5	3	6	7	47	28
Mjini	0	0	0	0	0	0	30	87	62	42	81	89	0	0	0	0	97	79	105	42	375	339
Magharibi 'A'	0	0	38	0	8	0	33	11	67	18	82	73	0	0	0	0	49	55	42	107	319	264
Magharibi 'B'	0	0	0	0	0	2	42	30	51	58	68	69	0	7	0	0	60	80	74	71	295	317
Wete	2	0	11	18	2	0	10	24	52	50	26	25	2	3	0	0	42	17	42	27	189	164
Micheweni	0	0	2	2	0	2	6	5	20	14	14	23	0	0	0	0	2	13	17	12	61	71
Chake chake	0	0	0	5	4	2	9	41	13	16	38	46	0	0	0	0	16	13	14	20	94	143
Mkoani	0	0	0	0	0	0	4	9	20	18	44	32	0	0	0	0	11	30	17	29	96	118
<b>Total</b>	<b>2</b>	<b>0</b>	<b>103</b>	<b>67</b>	<b>92</b>	<b>69</b>	<b>157</b>	<b>222</b>	<b>406</b>	<b>288</b>	<b>628</b>	<b>530</b>	<b>60</b>	<b>26</b>	<b>0</b>	<b>0</b>	<b>365</b>	<b>310</b>	<b>440</b>	<b>418</b>	<b>2,253</b>	<b>1,930</b>

Source: Police Headquarter Zanzibar

### **Explanatory Note**

A road accident refers to any accident involving at least one road vehicle, occurring on a road open to public circulation, and in which at least one person is injured or killed. According to Penal Act no. 6/2004 Act to repeal the Penal Decree, chapter 13 of the law of Zanzibar limitation as time to death is defined as Killed persons are accident victims who die immediately or within 366 days following the accident. Injured persons are accident victims having suffered trauma requiring medical treatment with or without hospitalization.

Roads are primary mean of transportation. These provide human access to different places. Many people's use road for different means of transport. Some of them use vehicle, bicycle and others walk.

An offence is a crime that breaks a particular law and requires a particular punishment. Road accidents are caused by various human offenses. Many mistakes that make his appearance seem to be minor but his impact becomes great. As a result, people getting disabilities or dying

**For more clarifications please contact:**

*Police Headquarters Zanzibar  
P.O.BOX, 237, PHQ, Zanzibar  
Email:cidphqznz@gmail.com*

*Office of the Chief Government Statistician  
P.O. BOX, 2321, Zanzibar  
Email: zanstat@ocgs.go.tz*