

STATISTICAL RELEASE ZANZIBAR ROAD ACCIDENTS AND OFFENCES STATISTICS FOR NOVEMBER -2019

No: 24



Office of Chief Government Statistician

P.O. Box 2321, Zanzibar
Telephone +255242231869
Email: zanstat@ocgs.go.tz
Website: <http://www.ocgs.go.tz>



Police Headquarter Zanzibar

P.O.Box 237, PHQ Zanzibar
Fax No: 0242231367
Email: cidhqznz@gmail.com

Introduction

This is a monthly release, which provides summary of statistics from two crime statistics areas namely road accidents and traffic offences. These statistics are released by geographical disaggregation, category and differentiated by gender

Road accidents statistics provide information on number of accidents occurred, type of victim and status of the victim after the accident. While, traffic offences statistics provide information about the road traffic offenses classified into ten broad categories.

Objective

The main objective of the release is to provide timely road accidents and traffic offences information in Zanzibar. This information is useful for planners, policy makers and decision makers.

1. Road Accidents

A total of 33 accidents were reported in November 2019 that involved 105 victims of whom 84 were males and 21 females was reported. Among the victims, 93 were injured and 12 were died.

Magharibi B district reported the highest number of accidents (eight (8) accidents), followed by Mjini district (seven (7) accidents). Wete district reported the highest number of 61 victims, which is equivalent to more than two quarter of the total victims (58.1 percent) (Table 1.1).

Among the victims of the road accidents (died/injured), most of them were Passengers (69 victims), followed by and cyclist (18 victims), pedestrian (16) and drivers two (2) (Table 1.2).

The total number of accidents reported in November 2019 increased to 33 in November 2019 from 24 accidents reported in November 2018, which indicates an increase of 37.5 percent, while the number

of victims increased from 33 in November, 2018 to 105 in November, 2019. Comparing with preceding month, the number of accidents increased from 32 accidents reported in October, 2019 to 33 reported in November, 2019 (Table 1.3 and Table 1.4).

2. Traffic Offences

A total of 1,553 traffic offences were reported in November, 2019 of which all offences were committed by males. ‘Dangerous loads and passengers’ (407 offences), followed by ‘driving without license, insurance and road license’ (384 offences), ‘Non-compliance with guidelines and traffic regulations’ (357 offences) and failure to wear uniforms and badges for conductor and driver at passenger car’ (147 offences)’. The listed four offences accounted for 83.4 percent of all offences (Table 2.1).

Mjini district committed the highest number of offences (245 offences) which is equivalent 15.8 percent of all offences, while Micheweni reported the least number of 40 offences (2.6 percent). The districts of Mjini Magharibi shared 41.2 percent of all offences suggesting that the region continues to be the center of road offences. Mjini district was more likely to commit offences of ‘driving without license, insurance and road license’ (86 offences), ‘dangerous loads and passengers’ and ‘failure to wear uniforms and badges for conductor and driver at passenger car’ (48 for each offences), ‘driving without helmet’ (32 offences), Magharibi B district was most likely to commit offences of ‘driving without license, insurance and road license’ (73 offences) and ‘dangerous loads and passengers’ (57 offences), while Kati district was more likely to commit offences of ‘dangerous loads and passengers’ (64 offences)‘ and Mechanical defect’(30 offences) .Also Kaskazini B district was more likely to commit offences of ‘non-compliance with guidelines and traffic regulations’(114 offences) and ‘dangerous loads and passengers’(78 offences). All districts in Mjini Magharibi region committed more offences on ‘failure to wear uniforms and badges for conductor and driver at passenger car’, ‘non-compliance with guidelines and traffic regulations’,‘driving without license, insurance and road license’,driving without helmet’and ‘dangerous loads and passengers’(Table 2.1 and 2.2).

A total number of offences reported in November, 2019 decreased to 1,553 offences in November, 2019 from 2,401 offences in November, 2018 which indicates a decreasing of 35.3 percent. Compared with previous month, the number offences reported November in 2019 decreased to 1,553 offences from 2,032 offences reported in October, 2019 which indicates decreasing of 23.6 percent (Table 2.2).

Figure 1.1: Number of Accident and Victims by District, November 2019

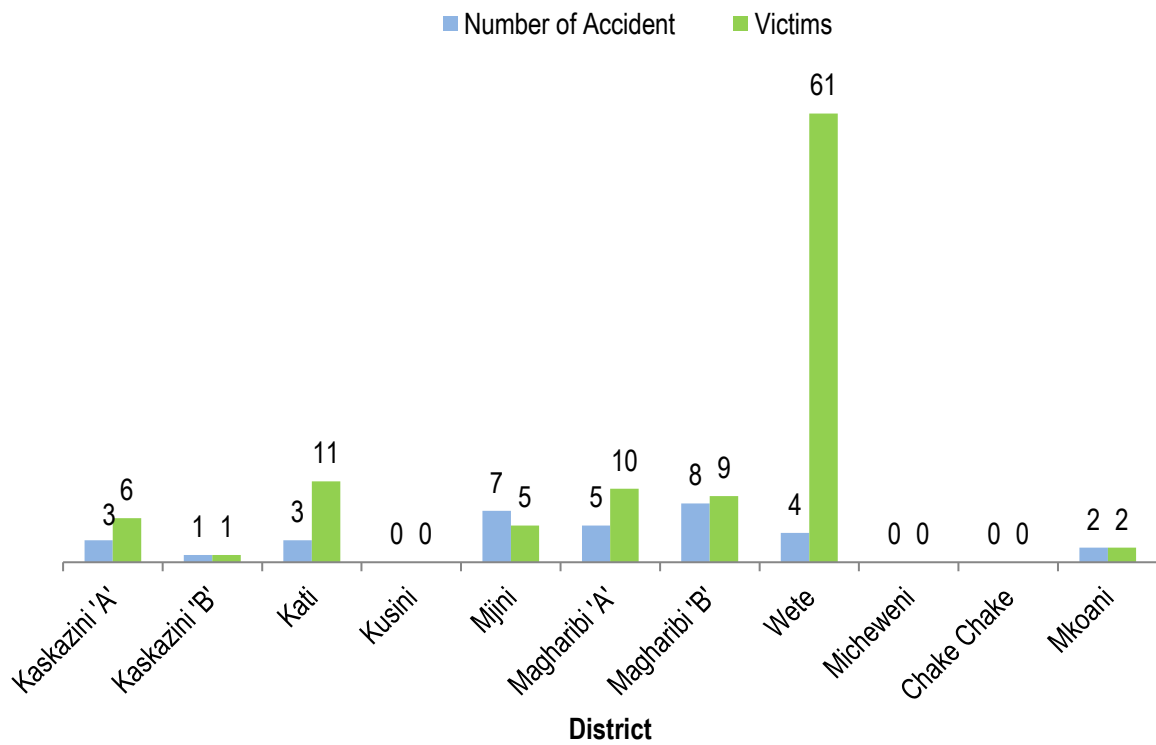


Figure 1.2: Number of Victim of Accidents, November 2019

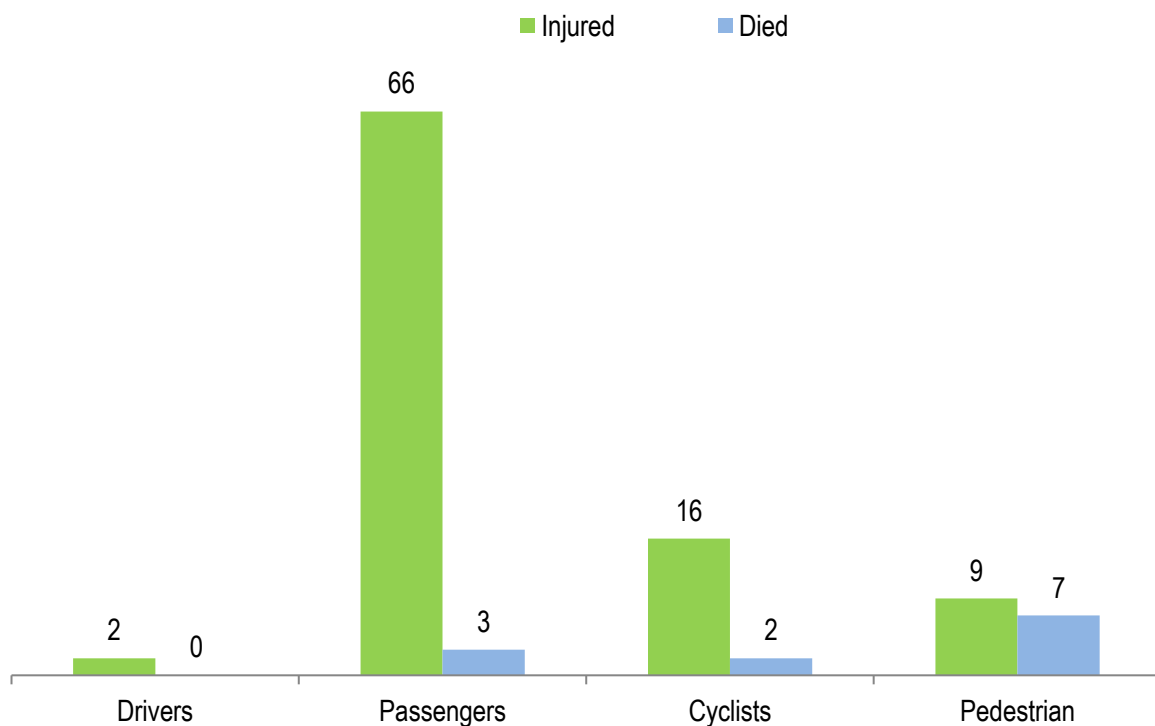


Table 1.1: Number of Reported Victims of Road Accidents by District and Sex; November, 2019

District	No of Accident		Died				Injured				Total			
	Number	Percent	Male	Female	Total	Percent	Male	Female	Total	Percent	Male	Female	Total	Percent
Kaskazini 'A'	3	9	2	1	3	25.0	3	0	3	3.2	5	1	6	5.7
Kaskazini 'B'	1	3	0	0	0	0	1	0	1	1.1	1	0	1	1.0
Kati	3	9	3	0	3	25.0	7	1	8	8.6	10	1	11	10.5
Kusini	0	0	0	0	0	0	0	0	0	0	0	0	0	0
Mjini	7	21	0	0	0	0	5	0	5	5.4	5	0	5	4.8
Magharibi 'A'	5	15	1	0	1	8.3	4	5	9	9.7	5	5	10	9.5
Magharibi 'B'	8	24	2	1	3	25.0	6	0	6	6.5	8	1	9	8.6
Wete	4	12	1	0	1	8.3	48	12	60	64.5	49	12	61	58.1
Micheweni	0	0	0	0	0	0	0	0	0	0	0	0	0	0
Chake chake	0	0	0	0	0	0	0	0	0	0	0	0	0	0
Mkoani	2	6	0	1	1	8.3	1	0	1	1.1	1	1	2	1.9
Total	33	100	9	3	12	100	75	18	93	100	84	21	105	100

Source: Police Headquarter Zanzibar

Table 1.2: Number of Reported Road Accident by District and Type of Victims; November 2019

District	No. of Accident	Drivers						Passengers						Cyclists						Pedestrian					
		Died			Injured			Died			Injured			Died			Injured			Died			Injured		
		M	F	T	M	F	T	M	F	T	M	F	T	M	F	T	M	F	T	M	F	T	M	F	T
Kaskazini 'A'	3	0	0	0	0	0	0	0	0	0	0	0	0	0	0	0	1	0	1	2	1	3	2	0	2
Kaskazini 'B'	1	0	0	0	0	0	0	0	0	0	0	0	0	0	0	0	1	0	1	0	0	0	0	0	0
Kati	3	0	0	0	0	0	0	3	0	3	7	1	8	0	0	0	0	0	0	0	0	0	0	0	0
Kusini	0	0	0	0	0	0	0	0	0	0	0	0	0	0	0	0	0	0	0	0	0	0	0	0	0
Mjini	7	0	0	0	0	0	0	0	0	0	1	0	1	0	0	0	3	0	3	0	0	0	1	0	1
Magharibi 'A'	5	0	0	0	0	0	0	0	0	0	0	0	0	0	0	0	0	5	5	1	0	1	4	0	4
Magharibi 'B'	8	0	0	0	1	0	1	0	0	0	1	0	1	2	0	2	3	0	3	0	1	1	1	0	1
Wete	4	0	0	0	1	0	1	0	0	0	44	12	56	0	0	0	2	0	2	1	0	1	1	0	1
Micheweni	0	0	0	0	0	0	0	0	0	0	0	0	0	0	0	0	0	0	0	0	0	0	0	0	0
Chake chake	0	0	0	0	0	0	0	0	0	0	0	0	0	0	0	0	0	0	0	0	0	0	0	0	0
Mkoani	2	0	0	0	0	0	0	0	0	0	0	0	0	0	0	0	1	0	1	0	1	1	0	0	0
Total	33	0	0	0	2	0	2	3	0	3	53	13	66	2	0	2	11	5	16	4	3	7	9	0	9

Source: Police Headquarter Zanzibar

Note:

M: Male
F: Female
T: Total

Table 1.3: Statistics of Road Accidents, between November 2018 and 2019

District	No of accidents		Victims				Drivers				Passengers				Cyclist				Pedestrians			
			Injured		Died		Injured		Died		Injured		Died		Injured		Died		Injured		Died	
	Nov-18	Nov-19	Nov-18	Nov-19	Nov-18	Nov-19	Nov-18	Nov-19	Nov-18	Nov-19	Nov-18	Nov-19	Nov-18	Nov-19	Nov-18	Nov-19	Nov-18	Nov-19	Nov-18	Nov-19	Nov-18	Nov-19
Kaskazini 'A'	3	3	1	3	2	3	0	0	0	0	0	0	0	0	1	1	0	0	0	2	2	3
Kaskazini 'B'	0	1	0	1	0	0	0	0	0	0	0	0	0	0	0	1	0	0	0	0	0	0
Kati	2	3	2	8	1	3	1	0	1	0	1	8	0	3	0	0	0	0	0	0	0	0
Kusini	0	0	0	0	0	0	0	0	0	0	0	0	0	0	0	0	0	0	0	0	0	0
Mjini	3	7	1	5	1	0	0	0	0	0	0	1	0	0	1	3	1	0	0	1	0	0
Magharibi 'A'	7	5	14	9	0	1	0	0	0	0	6	0	0	0	4	5	0	0	4	4	0	1
Magharibi 'B'	6	8	4	6	1	3	0	1	0	0	1	1	0	0	2	3	0	2	1	1	1	1
Wete	1	4	1	60	0	1	0	1	0	0	0	56	0	0	1	2	0	0	0	1	0	1
Micheweni	0	0	0	0	0	0	0	0	0	0	0	0	0	0	0	0	0	0	0	0	0	0
Chake chake	1	0	1	0	0	0	1	0	0	0	0	0	0	0	0	0	0	0	0	0	0	0
Mkoani	1	2	3	1	1	1	0	0	0	0	3	0	1	0	0	1	0	0	0	0	0	1
Total	24	33	27	93	6	12	2	2	1	0	11	66	1	3	9	16	1	2	5	9	3	7

Source: Police Headquarter Zanzibar

Table 1.4: Statistics of Road Accidents, between October and November, 2019

District	No of Accident		Victims				Drivers				Passengers				Cyclists				Pedestrian					
			Injured		Died		Injured		Died		Injured		Died		Injured		Died		Injured		Died			
	Oct	Nov	Oct	Nov	Oct	Nov	Oct	Nov	Oct	Nov	Oct	Nov	Oct	Nov	Oct	Nov	Oct	Nov	Oct	Nov	Oct	Nov		
Kaskazini 'A'	2	3	1	3	1	3	0	0	0	0	0	0	0	0	0	0	1	1	0	0	0	2	1	3
Kaskazini 'B'	3	1	1	1	2	0	0	0	0	0	0	0	0	0	0	0	1	1	2	0	0	0	0	0
Kati	3	3	3	8	2	3	0	0	0	0	0	8	0	3	3	0	2	0	0	0	0	0	0	0
Kusini	0	0	0	0	0	0	0	0	0	0	0	0	0	0	0	0	0	0	0	0	0	0	0	0
Mjini	3	7	2	5	1	0	0	0	0	0	0	1	1	0	0	0	0	3	1	0	1	1	0	0
Magharibi 'A'	7	5	21	9	1	1	1	0	0	0	13	0	0	0	3	5	1	0	4	4	0	4	0	1
Magharibi 'B'	6	8	2	6	4	3	0	1	1	0	1	1	0	0	1	3	1	2	0	1	2	1	2	1
Wete	4	4	7	60	4	1	0	1	0	0	3	56	2	0	2	2	1	0	2	1	1	1	1	1
Micheweni	1	0	0	0	1	0	0	0	0	0	0	0	0	0	0	0	0	0	0	0	0	0	1	0
Chake Chake	0	0	0	0	0	0	0	0	0	0	0	0	0	0	0	0	0	0	0	0	0	0	0	0
Mkoani	3	2	0	1	3	1	0	0	0	0	0	0	0	0	0	1	1	0	0	0	0	2	1	1
Total	32	33	37	93	19	12	1	2	1	0	18	66	2	3	11	16	9	2	7	9	7	9	7	7

Source: Police Headquarter Zanzibar

Figure 2.1: Number of Offences by Type, November 2019

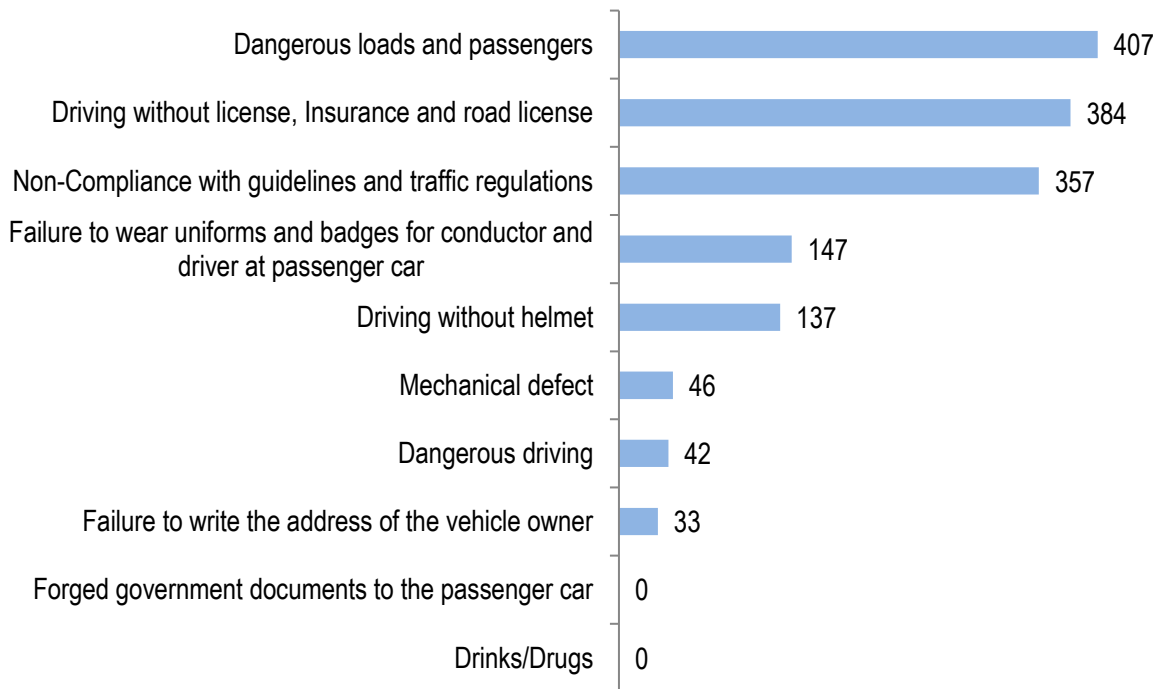


Figure 2.2: Number of Offences by Districts, November 2019

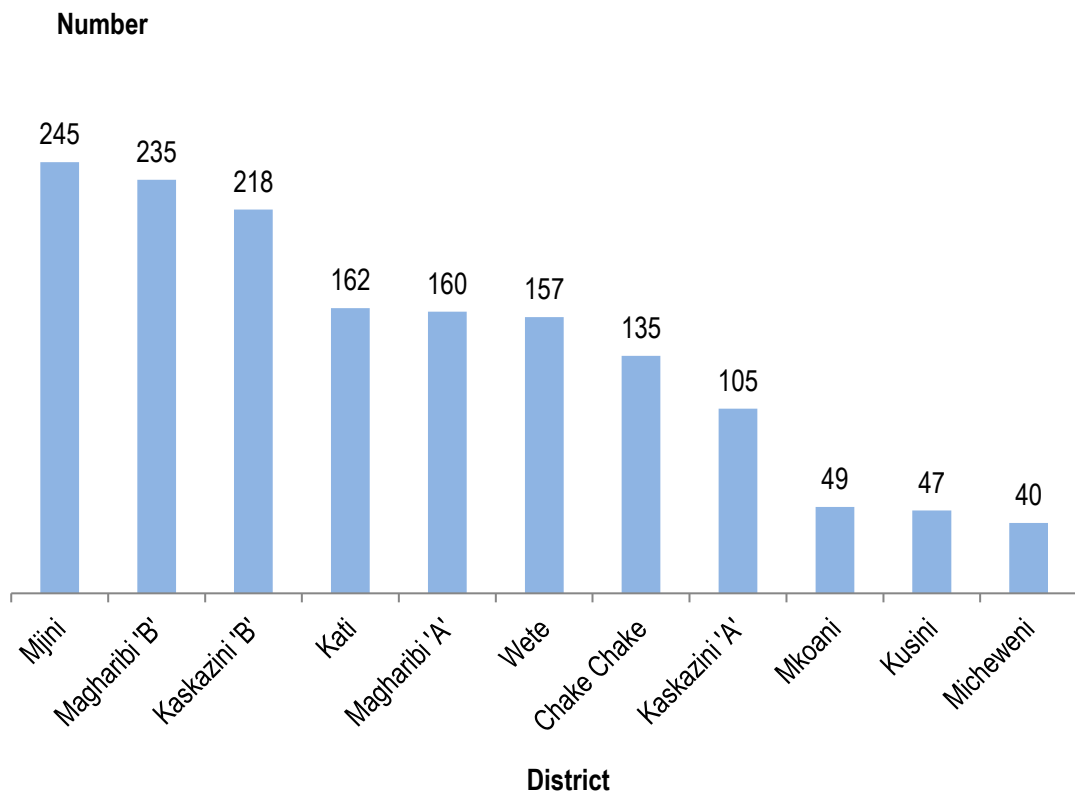


Table 2.1: Reported Traffic Offences by District and Sex, November, 2019

District	Drinks/Drugs			Dangerous driving			Mechanical defect			Driving without helmet			Driving without license, Insurance and road license		
	Male	Female	Total	Male	Female	Total	Male	Female	Total	Male	Female	Total	Male	Female	Total
Kaskazini 'A'	0	0	0	7	0	7	2	0	2	1	0	1	14	0	14
Kaskazini 'B'	0	0	0	0	0	0	5	0	5	4	0	4	13	0	13
Kati	0	0	0	24	0	24	30	0	30	6	0	6	16	0	16
Kusini	0	0	0	0	0	0	8	0	8	0	0	0	5	0	5
Mjini	0	0	0	5	0	5	0	0	0	32	0	32	86	0	86
Magharibi 'A'	0	0	0	0	0	0	1	0	1	21	0	21	80	0	80
Magharibi 'B'	0	0	0	3	0	3	0	0	0	37	0	37	73	0	73
Wete	0	0	0	3	0	3	0	0	0	18	0	18	45	0	45
Micheweni	0	0	0	0	0	0	0	0	0	1	0	1	6	0	6
Chake chake	0	0	0	0	0	0	0	0	0	15	0	15	35	0	35
Mkoani	0	0	0	0	0	0	0	0	0	2	0	2	11	0	11
Total	0	0	0	42	0	42	46	0	46	137	0	137	384	0	384

Source: Police Headquarter Zanzibar

Cont..... Table 2.1: Reported Traffic Offences by District and Sex, November, 2019

District	Dangerous loads and passengers			Failure to write the address of the vehicle owner			Forged government documents to the passenger car			Failure to wear uniforms and badges for conductor and driver at passenger car			Non-Compliance with guidelines and traffic regulations			Total		
	Male	Female	Total	Male	Female	Total	Male	Female	Total	Male	Female	Total	Male	Female	Total	Male	Female	Total
Kaskazini 'A'	36	0	36	0	0	0	0	0	0	4	0	4	41	0	41	105	0	105
Kaskazini 'B'	78	0	78	4	0	4	0	0	0	0	0	0	114	0	114	218	0	218
Kati	64	0	64	7	0	7	0	0	0	9	0	9	6	0	6	162	0	162
Kusini	15	0	15	0	0	0	0	0	0	1	0	1	18	0	18	47	0	47
Mjini	48	0	48	4	0	4	0	0	0	48	0	48	22	0	22	245	0	245
Magharibi 'A'	24	0	24	5	0	5	0	0	0	20	0	20	9	0	9	160	0	160
Magharibi 'B'	57	0	57	7	0	7	0	0	0	30	0	30	28	0	28	235	0	235
Wete	28	0	28	5	0	5	0	0	0	13	0	13	45	0	45	157	0	157
Micheweni	7	0	7	1	0	1	0	0	0	0	0	0	25	0	25	40	0	40
Chake chake	35	0	35	0	0	0	0	0	0	15	0	15	35	0	35	135	0	135
Mkoani	15	0	15	0	0	0	0	0	0	7	0	7	14	0	14	49	0	49
Total	407	0	407	33	0	33	0	0	0	147	0	147	357	0	357	1553	0	1553

Source: Police Headquarter Zanzibar

Table 2.2: Statistics of Traffic Offences, between November 2018 and 2019

District	Drinks/Drugs		Dangerous driving		Mechanical defect		Driving without helmet		Driving without license, Insurance and road license		Dangerous loads and passengers		Failure to write the address of the vehicle owner		Forged government documents to the passenger car		Failure to wear uniforms and badges for conductor and driver at passenger car		Non-Compliance with guidelines and traffic regulations		Total	
	Nov-18	Nov-19	Nov-18	Nov-19	Nov-18	Nov-19	Nov-18	Nov-19	Nov-18	Nov-19	Nov-18	Nov-19	Nov-18	Nov-19	Nov-18	Nov-19	Nov-18	Nov-19	Nov-18	Nov-19	Nov-18	Nov-19
Kaskazini 'A'	0	0	3	7	3	2	3	1	25	14	42	36	0	0	0	0	3	4	28	41	107	105
Kaskazini 'B'	0	0	1	0	55	5	2	4	25	13	93	78	12	4	0	0	23	0	21	114	232	218
Kati	0	0	33	24	50	30	26	6	32	16	107	64	21	7	0	0	43	9	27	6	339	162
Kusini	0	0	0	0	8	8	0	0	11	5	18	15	0	0	0	0	8	1	0	18	45	47
Mjini	0	0	0	5	15	0	35	32	153	86	78	48	0	4	0	0	150	48	45	22	476	245
Magharibi 'A'	0	0	0	0	4	1	34	21	40	80	35	24	0	5	0	0	98	20	121	9	332	160
Magharibi 'B'	0	0	0	3	6	0	98	37	107	73	80	57	0	7	0	0	100	30	137	28	528	235
Wete	0	0	9	3	0	0	22	18	17	45	20	28	1	5	0	0	12	13	29	45	110	157
Micheweni	0	0	0	0	1	0	2	1	7	6	30	7	0	1	0	0	11	0	11	25	62	40
Chake chake	0	0	0	0	4	0	10	15	11	35	45	35	0	0	0	0	20	15	10	35	100	135
Mkoani	0	0	1	0	0	0	5	2	23	11	21	15	0	0	0	0	11	7	9	14	70	49
Total	0	0	47	42	146	46	237	137	451	384	569	407	34	33	0	0	479	147	438	357	2401	1553

Source: Police Headquarter Zanzibar

Table 2.3: Statistics of Traffic Offences between, October and November, 2019

District	Drinks/Drugs		Dangerous driving		Mechanical defect		Driving without helmet		Driving without license, Insurance and road license		Dangerous loads and passengers		Failure to write the address of the vehicle owner		Forged government documents to the passenger car		Failure to wear uniforms and badges for conductor and driver at passenger car		Non-Compliance with guidelines and traffic regulations		Total	
	Oct	Nov	Oct	Nov	Oct	Nov	Oct	Nov	Oct	Nov	Oct	Nov	Oct	Nov	Oct	Nov	Oct	Nov	Oct	Nov	Oct	Nov
Kaskazini 'A'	0	0	1	7	5	2	2	1	26	14	36	36	0	0	0	0	4	4	48	41	124	105
Kaskazini 'B'	0	0	0	0	10	5	13	4	38	13	60	78	0	4	0	0	0	0	70	114	231	218
Kati	0	0	0	24	20	30	31	6	19	16	77	64	11	7	0	0	9	9	92	6	277	162
Kusini	0	0	0	0	8	8	4	0	14	5	16	15	0	0	0	0	1	1	8	18	52	47
Mjini	0	0	0	5	0	0	82	32	44	86	57	48	0	4	0	0	48	48	227	22	536	245
Magharibi 'A'	0	0	0	0	0	1	21	21	37	80	42	24	0	5	0	0	20	20	10	9	149	160
Magharibi 'B'	1	0	3	3	0	0	39	37	47	73	18	57	11	7	0	0	30	30	67	28	218	235
Wete	0	0	35	3	0	0	6	18	50	45	22	28	2	5	0	0	13	13	25	45	153	157
Micheweni	0	0	0	0	0	0	2	1	5	6	10	7	0	1	0	0	0	0	24	25	42	40
Chake chake	0	0	0	0	0	0	25	15	44	35	35	35	0	0	0	0	15	15	32	35	168	135
Mkoani	0	0	0	0	0	0	5	2	21	11	19	15	0	0	0	0	7	7	26	14	82	49
Total	1	0	39	42	43	46	230	137	345	384	392	407	24	33	0	0	147	147	629	357	2032	1553

Source: Police Headquarter Zanzibar

Explanatory Note

A road accident refers to any accident involving at least one road vehicle, occurring on a road open to public circulation, and in which at least one person is injured or killed. According to Penal Act no. 6/2004 Act to repeal the Penal Decree, chapter 13 of the law of Zanzibar limitation as time to death is defined, as Killed persons are accident victims who die immediately or within one year and one day (366) following the accident. Injured persons are accident victims having suffered trauma requiring medical treatment with or without hospitalization.

Roads are primary mean of transportation. These provide human access to different places. Many people's use road for different means of transport. Some of them use vehicle, bicycle and others walk.

An offence is a crime that breaks a particular law and requires a particular punishment. Road accidents are caused by various human offenses. Many mistakes that make his appearance seem to be minor but his impact becomes great. As a result, people getting disabilities or dying

For more clarifications, please contact:

*Police Headquarters Zanzibar
P.O.BOX, 237, PHQ, Zanzibar
Email:cidphqznz@gmail.com*

*Office of the Chief Government Statistician
P.O. BOX, 2321, Zanzibar
Email: zanstat@ocgs.go.tz*