

STATISTICAL RELEASE ZANZIBAR ROAD ACCIDENTS AND OFFENCES STATISTICS FOR JANUARY-2021

Na: 1



Ofisiya Takwimu Mkuu wa Serikali Makao Makuu ya Polisi Zanzibar
Sanduku la barua: 2321, Zanzibar Sanduku la barua: 237, MMP Zanzibar
Simu +255242231869 Faxi No: 0242231367
Barua pepe: zanstat@ocgs.go.tz
Tovuti: <http://www.ocgs.go.tz>

Barua pepe: cidhqznz@gmail.com

Introduction

This is a monthly release which provides summary of statistics from two crime statistics areas namely road accidents and traffic offences. These statistics are released by geographical disaggregation, category and differentiated by gender.

Road accidents statistics provide information on number of accidents occurred, type of victim and status of the victim after the accident. While, traffic offences statistics provide information about the road traffic offenses classified into ten broad categories.

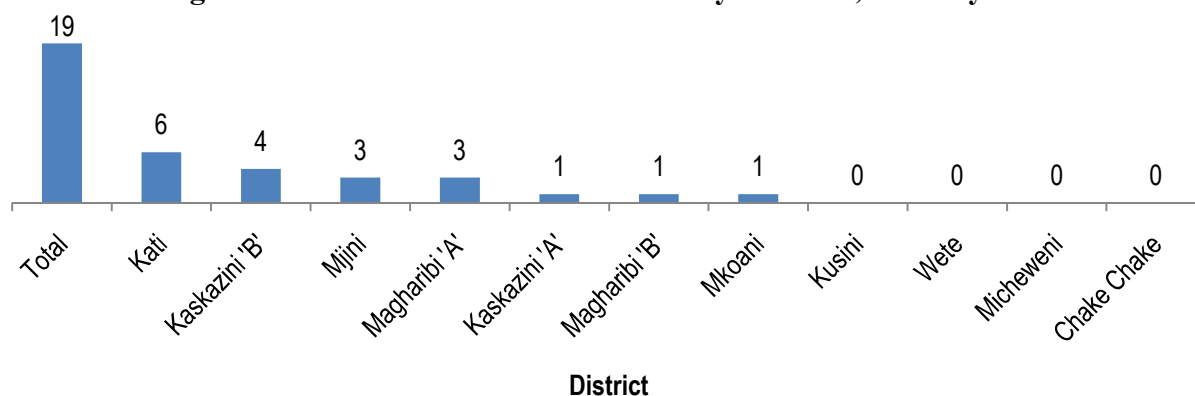
Objective

The main objective of the release is to provide timely road accidents and traffic offences information in Zanzibar. This information is useful for planners, policy makers and decision makers.

1. Road Accidents

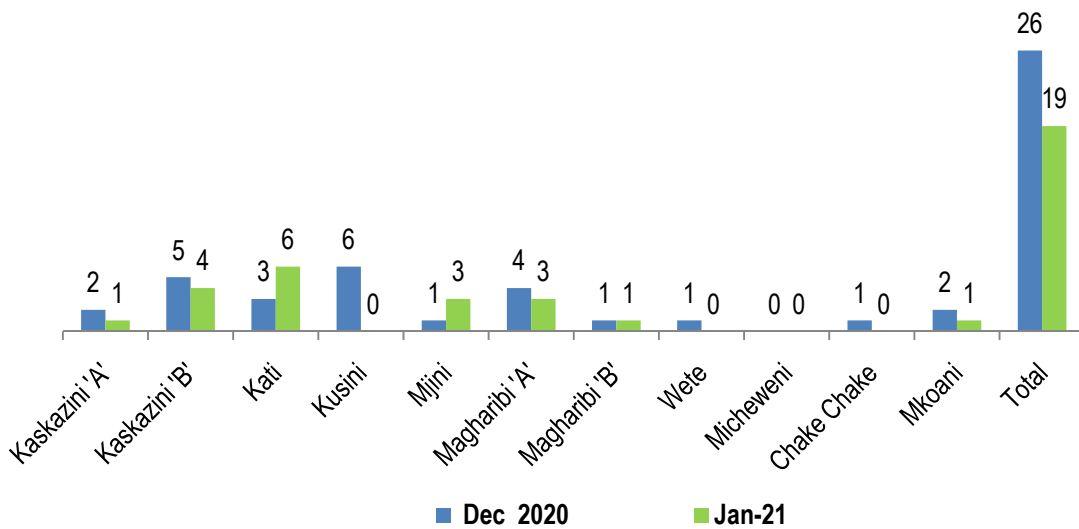
A total of 19 accidents were reported in January, 2021. Kati district was reported the highest number of accidents six (6), followed by Kaskazini 'B' district four (4) accidents. In addition, Kusini, Wete, Micheweni and Chake Chake districts had no accidents reported to police stations during the month.

Figure 1.1: Number of Road Accidents by Districts, January 2021



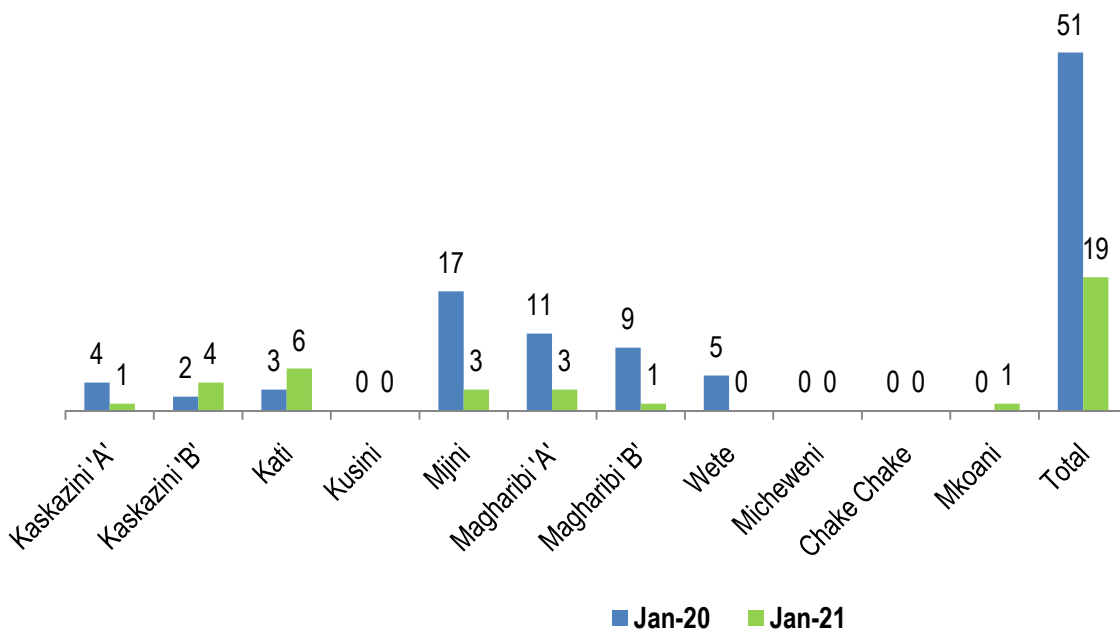
Comparing with preceding month, the number of accidents decreased from 26 accidents reported in Disember,2020 to 19 reported in January 2021,which indicates an decreased of 26.9 percent.

Figure 1.2: Comparison of Road Accidents for December 2020 and January 2021



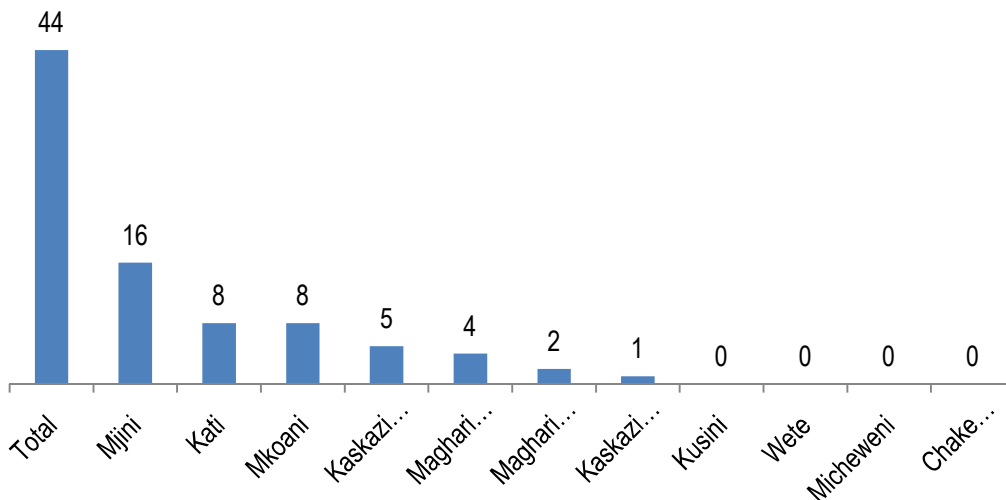
The total number of accidents reported in January 2021 decreased to 19 in January 2021 from 51 accidents reported in January 2020, which indicates a decreased of 62.7 percent.

Figure 1.3: Comparison of Road Accidents for January 2020 and January 2021



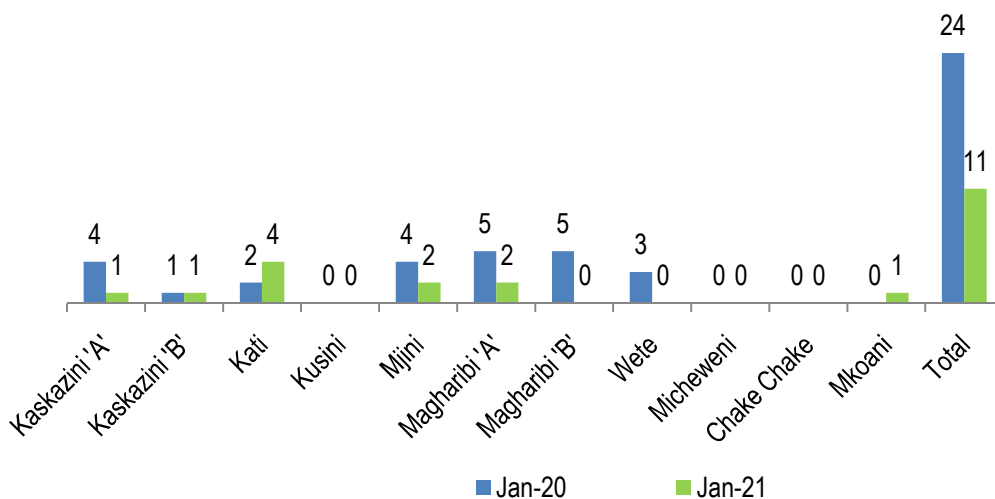
A total of 44 victims were reported in January 2021, of which 44 all victims were men (100 percent). Mjini District is reported to have the highest number of victims which is 16 (36.4 percent) followed by Kati and Mkoani districts (eight (8) victims equivalent to 18.2 percent per district)

Figure 1.4: Number of Road Accident Victims, January 2021



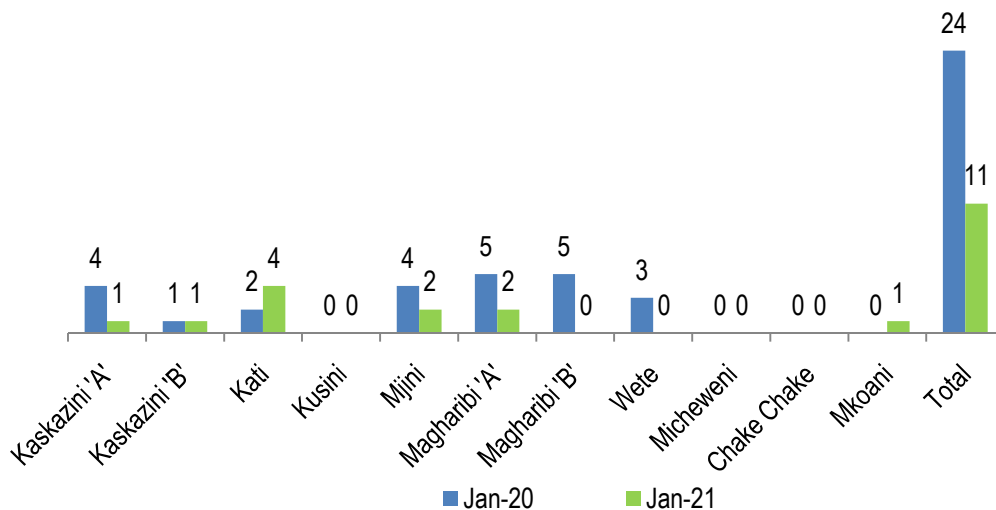
The Comparing of victims, who died in January, 2021 decreased by 45.0 percent from 20 people in December, 2020 to 11 in January, 2021.

Figure 1.5: Comparison of Victims of Died for December 2020 and January 2021



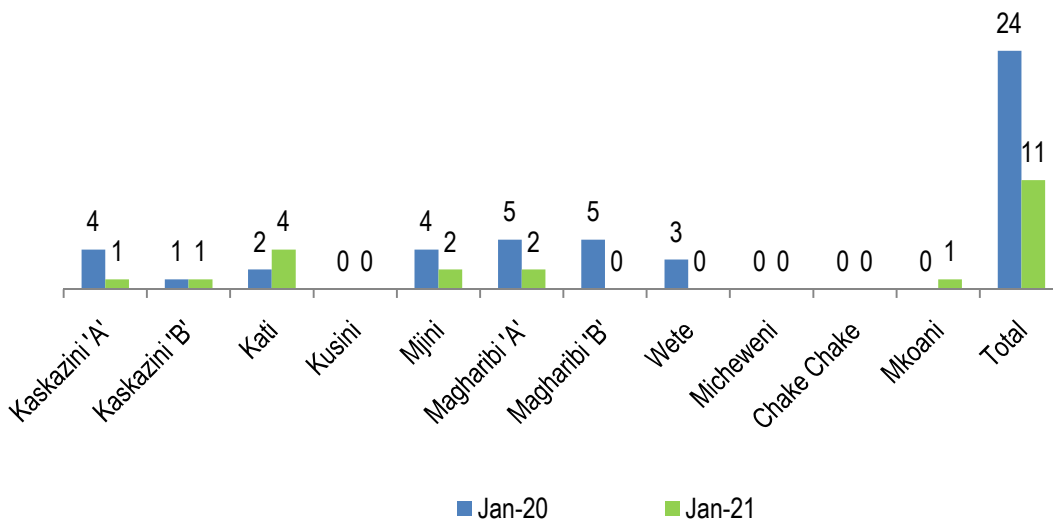
The Comparing of injured victims in January, 2021 increased by 135.7 percent from 14 people in December, 2020 to 33 in January, 2021.

Figure 1.6: Comparison of Injured Victims for December 2020 and January 2021



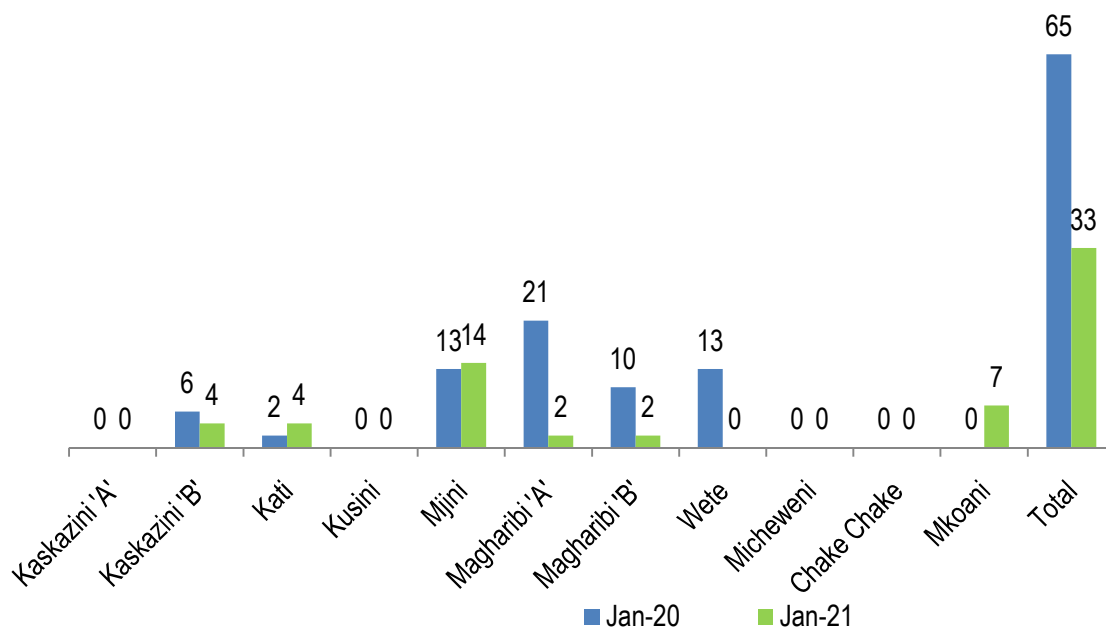
The Comparing of victims, who died in January, 2021 has been reduced by 54.2 percent from 24 people in January, 2020 to 11 in January, 2021

Figure 1.7: Comparison of Victims of Died for January 2020 and January 2021



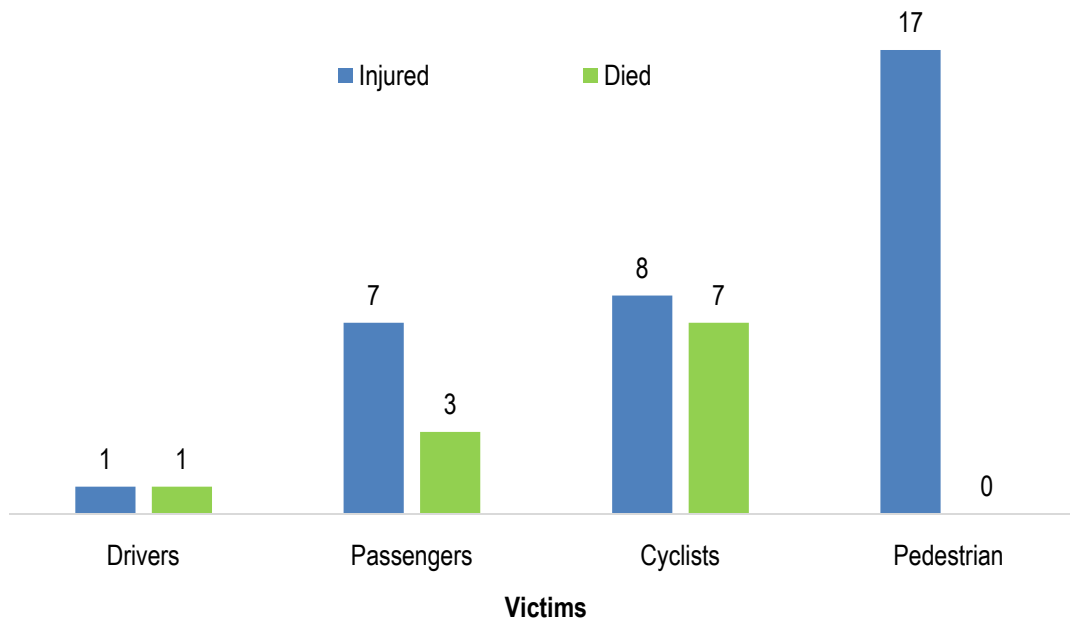
The Comparing of injured victims in January, 2021 has been reduced by 49.2 percent from 65 people in January, 2020 to 33 in January, 2021.

Figure 1.8: Comparison of Injured Victims for January 2020 and January 2021



Most of the victims appear to be pedestrians. The total number of victims of road accidents (injured and dead), 17 pedestrians, 15 cyclists, 10 passengers and two (2) drivers.

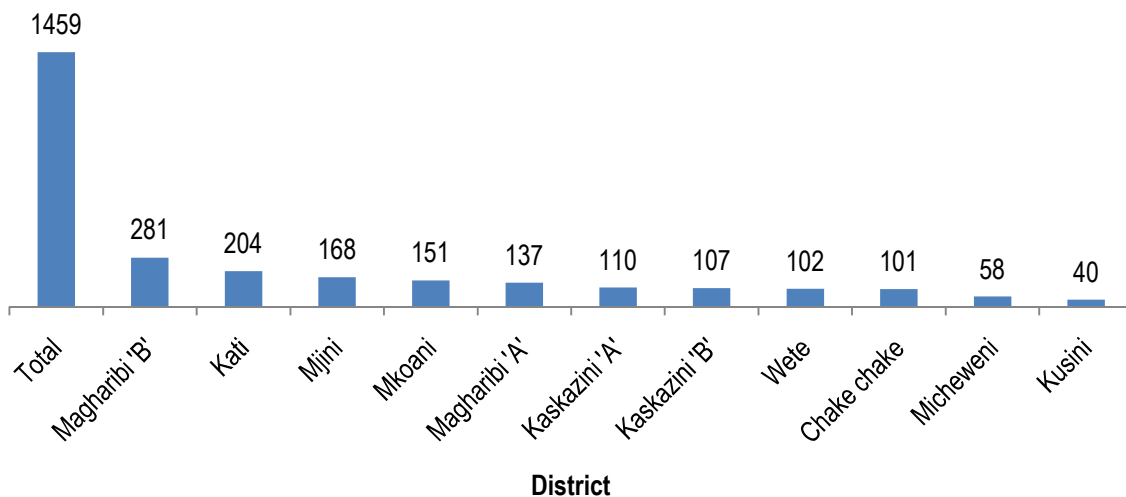
Figure 1.9: Number of Accident and Victims, January 2021



2. Traffic Offences

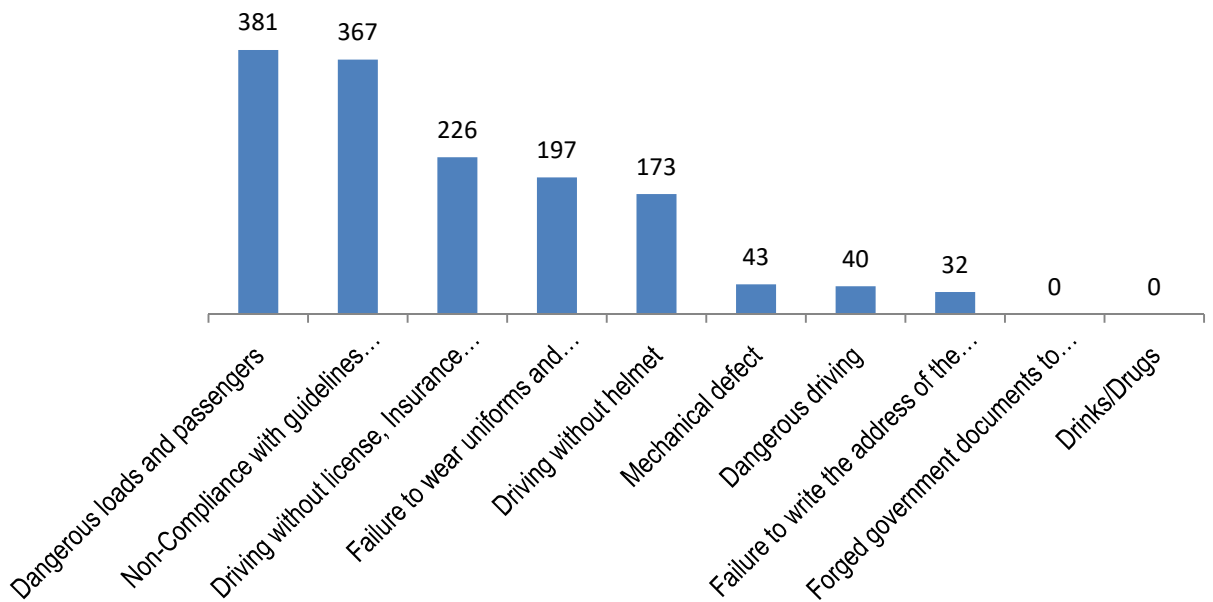
A total of 1,459 traffic offences were reported in January 2021, of which 1,459 all offences were committed by males. Magharibi 'B' district committed the highest number of offences (281 offences) which is equivalent 19.3 percent of all reported offences, while Kusini reported the least number of 40 offences (2.7 percent). The districts of Mjini Magharibi shared 40.2 percent of all offences suggesting that the region continues to be the center of road

Figure 2.0: Number of Road Offences by District, January 2021



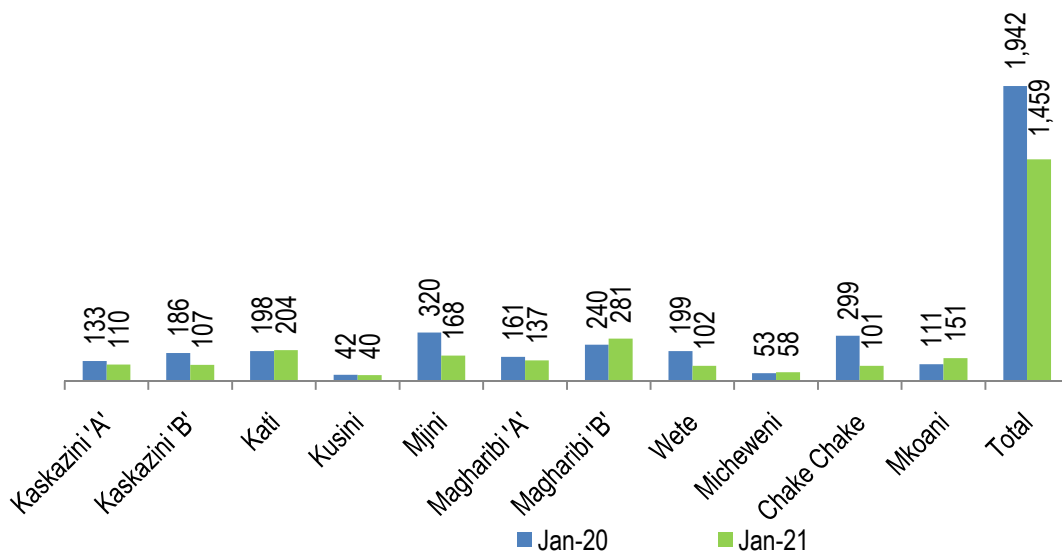
The main offence reported in January 2021 were 'Dangerous loads and passengers' (381 offences) followed by 'Non-compliance with guidelines and traffic regulations' (367 offences) and 'driving without license, insurance and road license' (226 offences). The listed three (3) offences accounted for 66.8 percent of all offences

Figure 2.1: Number and Type of Road Offences, January 2021



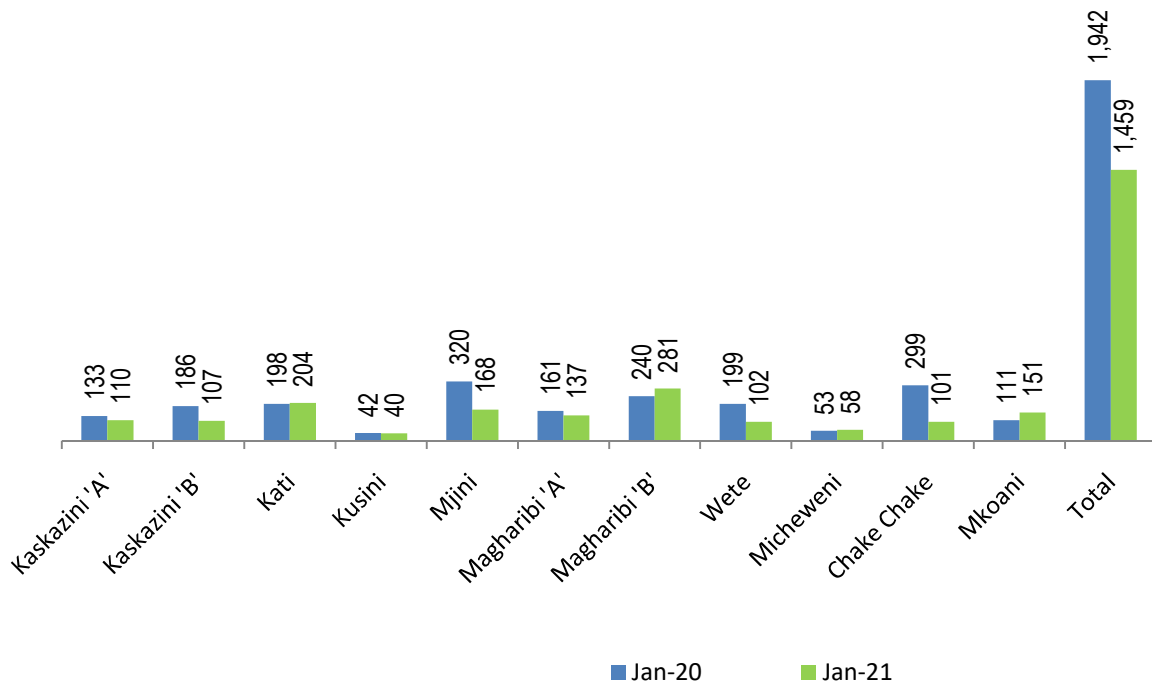
The comparing number of offences for the past month has increased by 10.5 percent from 1,320 offences in December, 2020 to 1,459 in January 2021. Magharibi 'B' District leads the way in traffic offences (281) in January 2021 where the Kati district led for December 2020 (247 offences).

Figure 2.2: Comparison of Number of Road Accidents for December 2020 and January 2021



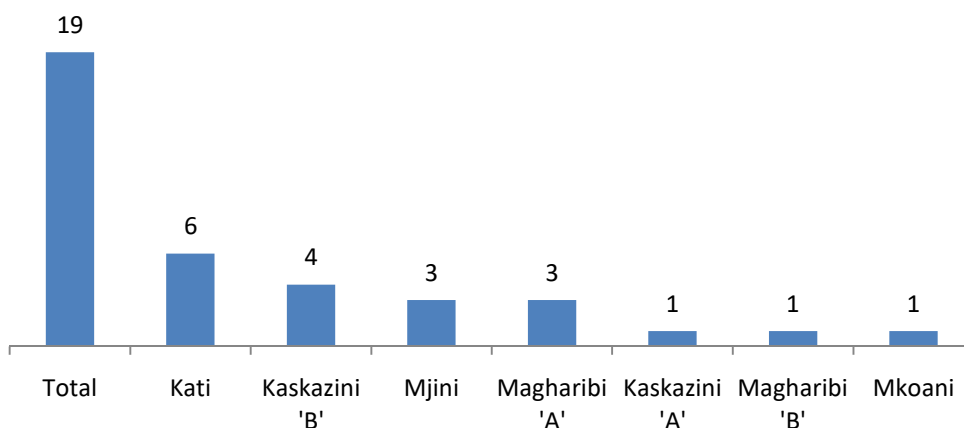
Comparison of the number of offenses in January 2021 decreased by 24.9 percent from 1,942 offences in January, 2020 to 1,459 in January 2021. Magharibi 'B' District leads the most in traffic offences (281) in January 2021 where Mjini district led by January 2020 (320 offences).

Figure 2.3: Comparison of Number of Road Accidents for January 2020 and January 2021



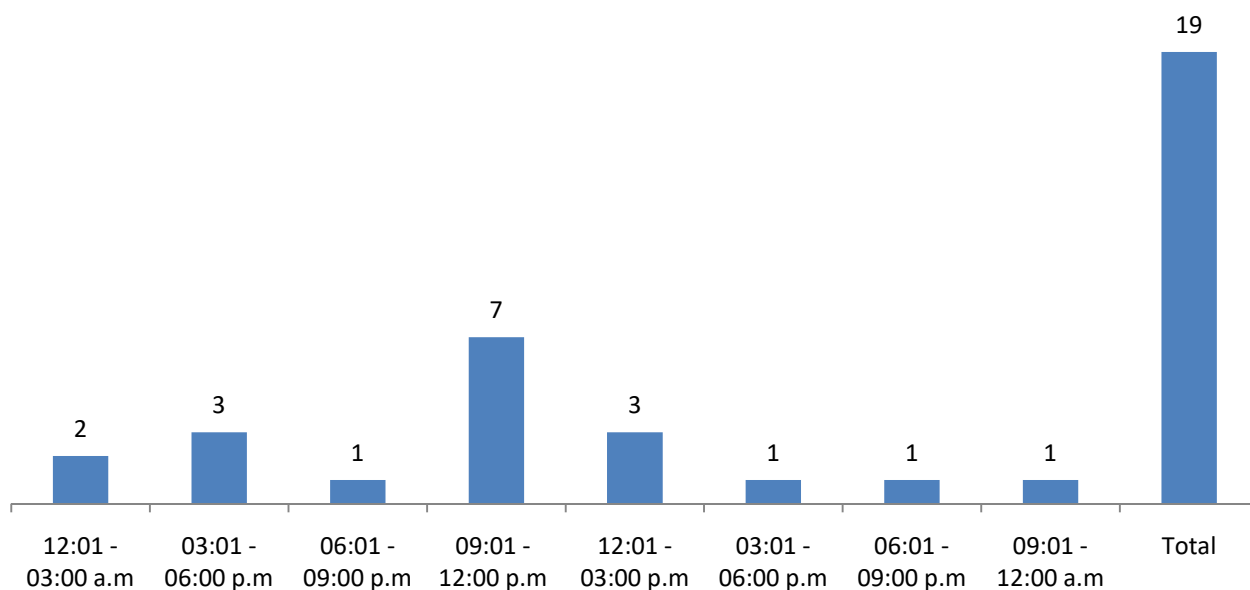
All accidents reported in January 2021 were caused by speeding. Kati District leads followed by Kaskazini 'B' District.

Figure 2.4: Source of Road Accidents for Districts January, 2021



In January 2021, most accidents occurred from 9:01 to 12:00 pm (seven (7) accidents) followed by 3:01 am to 6:00 pm and 12:01 pm to 3:00 pm: 00 at night (three (3) accidents each).

Figure 2.5: Number of Accidents and Time Occurred, January 2021



ANNEX:

Table 1.1: Number of Reported Victims of Road Accidents by District and Sex; January 2021

District	No of Accident		Died			Injured				Total				
	Number	Percent	Male	Female	Jumla	Number	Percent	Male	Female	Asilimia	Number	Percent	Male	Female
Kaskazini 'A'	1	5.3	1	0	1	9.1	0	0	0	0	1	0	1	2.3
Kaskazini 'B'	4	21.1	1	0	1	9.1	4	0	4	12.1	5	0	5	11.4
Kati	6	31.6	4	0	4	36.4	4	0	4	12.1	8	0	8	18.2
Kusini	0	0	0	0	0	0	0	0	0	0	0	0	0	0
Mjini	3	15.8	2	0	2	18.2	14	0	14	42.4	16	0	16	36.4
Magharibi 'A'	3	15.8	2	0	2	18.2	2	0	2	6.1	4	0	4	9.1
Magharibi 'B'	1	5.3	0	0	0	0	2	0	2	6.1	2	0	2	4.5
Wete	0	0	0	0	0	0	0	0	0	0	0	0	0	0
Micheweni	0	0	0	0	0	0	0	0	0	0	0	0	0	0
Chakechake	0	0	0	0	0	0	0	0	0	0	0	0	0	0
Mkoani	1	5.3	1	0	1	9.1	7	0	7	21.2	8	0	8	18.2
Total	19	100	11	0	11	100	33	0	33	100	44	0	44	100

Source: Police Headquarter Zanzibar

Table 1.2: Number of Reported Road Accident by District and Type of Victims; January 2021

District	No. of Accident	Drivers						Passengers						Cyclists						Pedestrian					
		Died			Injured			Died			Injured			Died			Injured			Died			Injured		
		M	F	T	M	F	T	M	F	T	M	F	T	M	F	T	M	F	T	M	F	T	M	F	T
Kaskazini 'A'	1	0	0	0	0	0	0	0	0	0	0	0	0	1	0	1	0	0	0	0	0	0	0	0	0
Kaskazini 'B'	4	0	0	0	1	0	1	0	0	0	0	0	0	1	0	1	1	0	1	0	0	0	2	0	2
Kati	6	1	0	1	0	0	0	1	0	1	0	0	0	2	0	2	4	0	4	0	0	0	0	0	0
Kusini	0	0	0	0	0	0	0	0	0	0	0	0	0	0	0	0	0	0	0	0	0	0	0	0	0
Mjini	3	0	0	0	0	0	0	1	0	1	0	0	0	1	0	1	0	0	0	0	0	0	14	0	14
Magharibi 'A'	3	0	0	0	0	0	0	0	0	0	0	0	0	2	0	2	2	0	2	0	0	0	0	0	0
Magharibi 'B'	1	0	0	0	0	0	0	0	0	0	0	0	0	0	0	0	1	0	1	0	0	0	1	0	1
Wete	0	0	0	0	0	0	0	0	0	0	0	0	0	0	0	0	0	0	0	0	0	0	0	0	0
Micheweni	0	0	0	0	0	0	0	0	0	0	0	0	0	0	0	0	0	0	0	0	0	0	0	0	0
Chakechake	0	0	0	0	0	0	0	0	0	0	0	0	0	0	0	0	0	0	0	0	0	0	0	0	0
Mkoani	1	0	0	0	0	0	0	1	0	1	7	0	7	0	0	0	0	0	0	0	0	0	0	0	0
Total	19	1	0	1	1	0	1	3	0	3	7	0	7	7	0	7	8	0	8	0	0	0	17	0	17

Source: Police Headquarter Zanzibar

Table 1.3: Statistics of Road Accidents, between January 2019 and 2020

Ukurasawa1katiya19

District	No of accidents		Victims				Drivers				Passengers				Cyclist				Pedestrians			
			Injured		Died		Injured		Died		Injured		Died		Injured		Injured		Died		Injured	
	Jan -19	Jan-20	Jan -19	Jan -20	Jan -19	Jan -20	Jan -19	Jan -20	Jan -19	Jan -20	Jan -19	Jan -20	Jan -19	Jan -20	Jan -19	Jan -20	Jan -19	Jan -20	Jan -19	Jan -20	Jan -19	Jan -20
Kaskazini 'A'	4	1	0	0	4	1	0	0	0	0	0	0	0	0	0	0	1	1	0	0	3	0
Kaskazini 'B'	2	4	6	4	1	1	0	1	0	0	6	0	1	0	0	1	0	1	0	2	0	0
Kati	3	6	2	4	2	4	0	0	0	1	0	0	0	1	1	4	2	2	1	0	0	0
Kusini	0	0	0	0	0	0	0	0	0	0	0	0	0	0	0	0	0	0	0	0	0	0
Mjini	17	3	13	14	4	2	0	0	1	0	8	0	1	1	3	0	1	1	2	14	1	0
Magharibi 'A'	11	3	21	2	5	2	1	0	1	0	12	0	0	0	5	2	2	2	3	0	2	0
Magharibi 'B'	9	1	10	2	5	0	2	0	1	0	2	0	0	0	5	1	4	0	1	1	0	0
Wete	5	0	13	0	3	0	1	0	0	0	8	0	1	0	3	0	0	0	1	0	2	0
Micheweni	0	0	0	0	0	0	0	0	0	0	0	0	0	0	0	0	0	0	0	0	0	0
Chakechake	0	0	0	0	0	0	0	0	0	0	0	0	0	0	0	0	0	0	0	0	0	0
Mkoani	0	1	0	7	0	1	0	0	0	0	0	7	0	1	0	0	0	0	0	0	0	0
Total	51	19	65	33	24	11	4	1	3	1	36	7	3	3	17	8	10	7	8	17	8	0

Source: Police Headquarter Zanzibar

Table 1.4: Statistics of Road Accidents, between December 2020 and January 2021

District	No of Accident		Victims				Drivers				Passengers				Cyclists				Pedestrian				
			Injured		Died		Injured		Died		Injured		Died		Injured		Died		Injured				
	Dec -20	Jan-21	Dec-20	Jan-21	Dec-20	Jan-21	Dec-20	Jan-21	Dec-20	Jan-21	Dec-20	Jan-21	Dec-20	Jan-21	Dec-20	Jan-21	Dec-20	Jan-21	Dec-20	Jan-21			
Kaskazini 'A'	2	1	0	0	2	1	0	0	0	0	0	0	0	0	0	0	1	1	0	0	1	0	
Kaskazini 'B'	5	4	1	4	3	1	0	1	0	0	0	0	0	0	0	1	1	0	1	0	2	3	0
Kati	3	6	0	4	3	4	0	0	0	1	0	0	0	1	0	4	0	2	0	0	3	0	
Kusini	6	0	4	0	5	0	0	0	1	0	4	0	1	0	0	0	0	0	0	0	3	0	
Mjini	1	3	0	14	0	2	0	0	0	0	0	0	0	1	0	0	0	1	0	14	0	0	
Magharibi 'A'	4	3	2	2	4	2	0	0	0	0	1	0	0	0	1	2	3	2	0	0	1	0	
Magharibi 'B'	1	1	0	2	1	0	0	0	0	0	0	0	0	0	0	1	1	0	0	1	0	0	
Wete	1	0	2	0	0	0	0	0	0	0	0	0	0	0	2	0	0	0	0	0	0	0	
Micheweni	0	0	0	0	0	0	0	0	0	0	0	0	0	0	0	0	0	0	0	0	0	0	
ChakeChake	1	0	4	0	1	0	0	0	0	0	4	0	1	0	0	0	0	0	0	0	0	0	
Mkoani	2	1	1	7	1	1	0	0	0	0	0	7	0	1	1	0	1	0	0	0	0	0	
Total	26	19	14	33	20	11	0	1	1	1	9	7	2	3	5	8	6	7	0	17	11	0	

Source: Police Headquarter Zanzibar

Table 1.5: Reported Traffic Offences by District and Sex, January 2020

District	Drinks/Drugs			Dangerous driving			Mechanical defect			Driving without helmet			Driving without license, Insurance and road license		
	Male	Female	Total	Male	Female	Total	Male	Female	Total	Male	Female	Total	Male	Female	Total
Kaskazini 'A'	0	0	0	5	0	5	0	0	0	1	0	1	20	0	20
Kaskazini 'B'	0	0	0	3	0	3	0	0	0	13	0	13	7	0	7
Kati	0	0	0	18	0	18	30	0	30	32	0	32	13	0	13
Kusini	0	0	0	0	0	0	0	0	0	3	0	3	10	0	10
Mjini	0	0	0	0	0	0	0	0	0	15	0	15	27	0	27
Magharibi 'A'	0	0	0	0	0	0	4	0	4	26	0	26	35	0	35
Magharibi 'B'	0	0	0	1	0	1	7	0	7	14	0	14	31	0	31
Wete	0	0	0	9	0	9	2	0	2	51	0	51	11	0	11
Micheweni	0	0	0	4	0	4	0	0	0	6	0	6	26	0	26
Chakechake	0	0	0	0	0	0	0	0	0	8	0	8	26	0	26
Mkoani	0	0	0	0	0	0	0	0	0	4	0	4	20	0	20
Total	0	0	0	40	0	40	43	0	43	173	0	173	226	0	226

Source: Police Headquarter Zanzibar

Cont... Table 1.5: Reported Traffic Offences by District and Sex, January 2021

District	Dangerous loads and passengers			Failure to write the address of the vehicle owner			Forged government documents to the passenger car			Failure to wear uniforms and badges for conductor and driver at passenger car			Non-Compliance with guidelines and traffic regulations			Total		
	Male	Female	Total	Male	Female	Total	Wanaume	Male	Female	Total	Male	Female	Total	Wanawake	Male	Female	Total	Male
Kaskazini 'A'	34	0	34	0	0	0	0	0	0	1	0	1	49	0	49	110	0	110
Kaskazini 'B'	30	0	30	0	0	0	0	0	0	0	0	0	54	0	54	107	0	107
Kati	27	0	27	21	0	21	0	0	0	48	0	48	15	0	15	204	0	204
Kusini	18	0	18	0	0	0	0	0	0	8	0	8	1	0	1	40	0	40
Mjini	53	0	53	0	0	0	0	0	0	23	0	23	50	0	50	168	0	168
Magharibi 'A'	28	0	28	0	0	0	0	0	0	17	0	17	27	0	27	137	0	137
Magharibi 'B'	79	0	79	11	0	11	0	0	0	53	0	53	85	0	85	281	0	281
Wete	11	0	11	0	0	0	0	0	0	2	0	2	16	0	16	102	0	102
Micheweni	14	0	14	0	0	0	0	0	0	1	0	1	7	0	7	58	0	58
Chakechake	27	0	27	0	0	0	0	0	0	21	0	21	19	0	19	101	0	101
Mkoani	60	0	60	0	0	0	0	0	0	23	0	23	44	0	44	151	0	151
Total	381	0	381	32	0	32	0	0	0	197	0	197	367	0	367	1,459	0	1,459

Source: Police Headquarter Zanzibar

Table 1.6: Statistics of Traffic Offences, between January 2020 and 2021

District	Drinks/Drugs		Dangerous driving		Mechanical defect		Driving without helmet		Driving without license, Insurance and road license		Dangerous loads and passengers		Failure to write the address of the vehicle owner		Forged government documents to the passenger car		Failure to wear uniforms and badges for conductor and driver at passenger car		Non-Compliance with guidelines and traffic regulations		Total	
	Jan-19	Jan-20	Jan-19	Jan-20	Jan-19	Jan-20	Jan-19	Jan-20	Jan-19	Jan-20	Jan-19	Jan-20	Jan-19	Jan-20	Jan-19	Jan-20	Jan-19	Jan-20	Jan-19	Jan-20	Jan-19	Jan-20
Kaskazini 'A'	0	0	6	5	4	0	5	1	36	20	27	34	0	0	0	0	2	1	53	49	133	110
Kaskazini 'B'	0	0	3	3	2	0	10	13	7	7	78	30	0	0	0	0	66	0	20	54	186	107
Kati	0	0	10	18	41	30	22	32	20	13	38	27	5	21	0	0	38	48	24	15	198	204
Kusini	0	0	0	0	0	0	13	3	12	10	10	18	0	0	0	0	7	8	0	1	42	40
Mjini	0	0	0	0	2	0	30	15	31	27	36	53	0	0	0	0	101	23	120	50	320	168
Magharibi 'A'	0	0	2	0	0	4	38	26	29	35	39	28	0	0	0	0	21	17	32	27	161	137
Magharibi 'B'	0	0	0	1	0	7	35	14	27	31	41	79	0	11	0	0	64	53	73	85	240	281
Wete	0	0	27	9	0	2	8	51	31	11	84	11	2	0	0	0	22	2	25	16	199	102
Micheweni	0	0	0	4	0	0	7	6	6	26	8	14	0	0	0	0	3	1	29	7	53	58
Chakechake	0	0	50	0	0	0	33	8	35	26	20	27	0	0	0	0	35	21	126	19	299	101
Mkoani	0	0	0	0	0	0	6	4	18	20	50	60	0	0	0	0	9	23	28	44	111	151
Total	0	0	98	40	49	43	207	173	252	226	431	381	7	32	0	0	368	197	530	367	1,942	1,459

Source: Police Headquarter Zanzibar

Table 1.7: Statistics of Traffic Offences between December 2020, and January, 2021

District	Drinks/Drugs		Dangerous driving		Mechanical defect		Driving without helmet		Driving without license, Insurance and road license		Dangerous loads and passengers		Failure to write the address of the vehicle owner		Forged government documents to the passenger car		Failure to wear uniforms and badges for conductor and driver at passenger car		Non-Compliance with guidelines and traffic regulations		Total	
	Dec-20	Jan-21	Dec-20	Jan-21	Dec-20	Jan-21	Dec-20	Jan-21	Dec-20	Jan-21	Dec-20	Jan-21	Dec-20	Jan-21	Dec-20	Jan-21	Dec-20	Jan-21	Dec-20	Jan-21	Dec-20	Jan-21
Kaskazini 'A'	0	0	3	5	7	0	1	1	12	20	34	34	0	0	0	0	4	1	35	49	96	110
Kaskazini 'B'	0	0	7	3	0	0	9	13	10	7	18	30	0	0	0	0	14	0	35	54	93	107
Kati	0	0	17	18	58	30	57	32	19	13	71	27	7	21	0	0	11	48	7	15	247	204
Kusini	0	0	0	0	0	0	2	3	5	10	0	18	20	0	0	0	5	8	1	1	33	40
Mjini	0	0	0	0	5	0	20	15	32	27	40	53	0	0	5	0	20	23	45	50	167	168
Magharibi 'A'	0	0	3	0	1	4	13	26	32	35	35	28	0	0	0	0	22	17	36	27	142	137
Magharibi 'B'	0	0	5	1	34	7	26	14	21	31	64	79	7	11	0	0	15	53	70	85	242	281
Wete	0	0	9	9	2	2	3	51	59	11	14	11	3	0	0	0	7	2	29	16	126	102
Micheweni	0	0	0	4	0	0	5	6	11	26	13	14	0	0	0	0	1	1	0	7	30	58
Chakechake	0	0	0	0	0	0	11	8	16	26	17	27	0	0	0	0	10	21	21	19	75	101
Mkoani	0	0	0	0	0	0	5	4	16	20	17	60	0	0	0	0	14	23	17	44	69	151
Total	0	0	44	40	107	43	152	173	233	226	323	381	37	32	5	0	123	197	296	367	1,320	1,459

Source: Police Headquarter Zanzibar

Table 1.8: Charges paid to the District Court and Number of cases by District, January 2021

District	Number of cases	Fees paid(TZS)
Kaskazini 'A'	38	1,710,000
Kaskazini 'B'	29	570,000
Kati	33	3,317,000
Kusini	6	37,000
Mjini	149	5,848,000
Magharibi 'A'	50	1,427,000
Magharibi 'B'	158	1,400,000
Wete	30	480
Micheweni	13	555,000
Chakechake	38	3,244,000
Mkoani	38	820,000
Total	582	18,928,480

Explanatory Note

A road accident refers to any accident involving at least one road vehicle, occurring on a road open to public circulation, and in which at least one person is injured or killed. According to Penal Act no. 6/2004 Act to repeal the Penal Decree, chapter 13 of the law of Zanzibar limitation as time to death is defined as Killed persons are accident victims who die immediately or within one year and one day (366) following the accident. Injured persons are accident victims having suffered trauma requiring medical treatment with or without hospitalization.

Roads are primary mean of transportation. These provide human access to different places. Many people's use road for different means of transport. Some of them use vehicle, bicycle and others walk.

An offence is a crime that breaks a particular law and requires a particular punishment. Road accidents are caused by various human offenses. Many mistakes that make his appearance seem to be minor but his impact becomes great. As a result, people getting disabilities or dying

For more clarifications, please contact:

*Police Headquarters Zanzibar
P.O.BOX, 237, PHQ, Zanzibar
Email:cidphqzanz@gmail.com*

*Office of the Chief Government Statistician
P.O. BOX, 2321, Zanzibar
Email: zanstat@ocgs.go.tz*